


Course Outcomes :

At the end of the course student will be able to:		PO/PSO	Bloom Level
CSC701.1	To acquire fundamental knowledge of developing machine learning models.	P01	Understanding
CSC701.2	To select, apply & evaluate an appropriate machine learning model for given.	P01, P02	Applying Evaluating
CSC701.3	To demonstrate ensemble techniques to combine predictions from different models.	P03	Analyzing Applying
CSC701.4	To demonstrate the dimensionality reduction techniques.	P02, P03	Analyzing

Mapping of CO with PO : (Target Level)

	PO1	PO2	PO3	PO4	PO5	PO6	PO7	PO8	PO9	PO10	PO11	PO12	PSO1	PSO2	PSO3	Correlation
CSC701.1	3												2	3		1: LOW 2: MODERATE 3: HIGH
CSC702.2	2	2	1										3	1		
CSC703.3	2		2										2	1		
CSC704.4		2	1										3	2		

2.4 2 1.5




2.5 1.8

Handwritten signature

FINAL ASSESSMENT FOR TERM WORK (TW)

Sl. No.	Experiment / Tutorial / Assignment / Sheet / Job / Project Activity (Marks out of 10 per Experiment)										AVG. Marks (10)	TH. Attd. (5)	TW Marks (25)	Student Sign.	
	1	2	3	4	5	6	7	8	9	10					
1	08	08	08	09	09	08					08	09	05	22	<i>M. S. ...</i>
2	08	09	09	09	10	09					09	08	05	22	<i>A. S. ...</i>
3	08	08	08	09	09	09					09	06	03	18	<i>S. S. ...</i>
4	04	04	04	04	04	04					04	05	01	10	<i>A. S. ...</i>
5	08	08	09	09	09	08					09	07	04	20	<i>P. S. ...</i>
6	08	08	09	09	10	09					08	09	05	22	<i>S. S. ...</i>
7	07	08	08	08	09	09					08	06	05	19	<i>M. S. ...</i>
8	08	08	07	08	09	08					08	07	03	18	<i>S. S. ...</i>
9	08	08	09	09	09	09					09	06	05	20	<i>A. S. ...</i>
10	08	08	07	08	08	08					08	06	02	16	<i>S. S. ...</i>
11	08	07	09	09	09	09					09	06	05	20	<i>S. S. ...</i>
12	08	09	08	09	09	09					09	07	05	21	<i>R. S. ...</i>
13	08	08	09	09	09	09					09	08	03	20	<i>A. S. ...</i>
14	07	08	08	09	08	08					08	06	03	17	<i>A. S. ...</i>
15	08	09	09	09	10	09					09	08	05	22	<i>S. S. ...</i>
16	07	07	07	07	07	07					07	07	02	15	<i>S. S. ...</i>
17	08	08	09	09	09	09					09	07	05	21	<i>S. S. ...</i>
18	08	09	09	09	09	09					09	08	05	22	<i>R. S. ...</i>
19	07	07	07	07	07	07					07	06	04	17	<i>N. S. ...</i>
20	08	08	08	09	09	09					09	05	04	18	<i>M. S. ...</i>
21	09	08	09	08	09	09					09	09	04	22	<i>S. S. ...</i>
22	08	08	08	09	09	09					09	08	05	22	<i>S. S. ...</i>
23	08	07	08	07	08	08					08	08	02	18	<i>S. S. ...</i>
24	07	07	07	07	07	07					07	07	03	17	<i>S. S. ...</i>
25	08	09	08	09	09	09					09	08	05	22	<i>S. S. ...</i>
26	08	08	09	09	08	09					09	05	02	16	<i>A. S. ...</i>
27	08	09	08	09	10	09					09	07	05	21	<i>S. S. ...</i>
28	08	08	08	08	09	09					08	06	05	19	<i>S. S. ...</i>
29	04	04	04	04	04	04					04	04	02	10	<i>S. S. ...</i>
30	09	08	08	09	10	09					09	06	05	20	<i>S. S. ...</i>
31	08	08	08	08	09	09					08	08	05	21	<i>S. S. ...</i>
32	08	08	08	09	09	09					09	06	05	21	<i>S. S. ...</i>
33	08	09	08	09	09	09					09	06	05	20	<i>P. S. ...</i>
34	08	08	08	09	10	10					09	08	05	22	<i>P. S. ...</i>
35	08	07	08	09	09	09					08	07	05	20	<i>A. S. ...</i>
36	08	07	08	08	08	09					08	06	04	18	<i>P. S. ...</i>
37	08	08	08	09	09	09					09	08	04	21	<i>S. S. ...</i>
38	08	07	08	09	08	09					08	07	03	18	<i>A. S. ...</i>
39	08	07	08	09	09	09					08	07	04	19	<i>P. S. ...</i>
40	07	08	08	08	09	08					08	06	04	18	<i>M. S. ...</i>
41	08	08	08	09	09	09					09	07	05	21	<i>S. S. ...</i>
42	08	08	07	08	09	08					08	07	04	19	<i>S. S. ...</i>




Ylu

FINAL ASSESSMENT FOR TERM WORK (TW)

Roll No.	Experiment / Tutorial / Assignment / Sheet / Job / Project Activity (Marks out of 10 per Experiment)														AVG. Marks (10)	TH. Attnd. (5)	TW Marks (25)	Student Sign.	
	1	2	3	4	5	6	7	8	9	10	11	12	13	14					
43	08	08	08	09	09	09								09	08	05	22	<i>[Signature]</i>	
44	08	08	07	09	09	09								08	07	05	20	<i>[Signature]</i>	
45	08	08	08	08	09	09								08	06	03	17	<i>[Signature]</i>	
46	09	08	08	09	09	09								09	08	05	22	<i>[Signature]</i>	
47	09	08	08	09	09	09								09	08	04	21	<i>[Signature]</i>	
48	08	08	08	09	09	08								08	08	05	21	<i>[Signature]</i>	
49	07	08	08	09	09	09								08	06	04	18	<i>[Signature]</i>	
50	08	07	08	08	09	09								08	08	04	20	<i>[Signature]</i>	
51	07	07	07	07	07	07								07	07	02	16	<i>[Signature]</i>	
52	07	08	07	09	09	09								08	08	04	20	<i>[Signature]</i>	
53	07	07	08	09	08	08								08	06	02	16	<i>[Signature]</i>	
54	07	08	07	08	08	08								08	06	03	17	<i>[Signature]</i>	
55	08	08	08	09	09	09								09	05	02	16	<i>[Signature]</i>	
56	08	07	07	08	09	09								08	06	03	17	<i>[Signature]</i>	
57	07	07	08	08	08	09								08	06	04	18	<i>[Signature]</i>	
58	08	08	08	09	09	09								09	05	02	16	<i>[Signature]</i>	
59	08	08	08	09	09	09								09	07	04	20	<i>[Signature]</i>	
60	07	08	07	08	09	09								08	05	03	16	<i>[Signature]</i>	
61	08	08	08	09	09	09								08	06	02	16	<i>[Signature]</i>	
62	08	07	08	08	08	08								08	06	01	15	<i>[Signature]</i>	
63	07	08	08	08	09	09								08	08	03	19	<i>[Signature]</i>	
64	07	08	07	08	09	09								08	06	03	17	<i>[Signature]</i>	
65	08	08	08	09	09	09								09	08	04	21	<i>[Signature]</i>	
66	08	08	08	09	09	09								09	05	04	18	<i>[Signature]</i>	
67	08	08	08	09	09	09								09	06	04	19	<i>[Signature]</i>	
68	09	08	07	08	09	09								08	08	05	22	<i>[Signature]</i>	
69	08	07	08	08	08	09								08	06	02	16	<i>[Signature]</i>	
70	08	08	08	09	10	09								09	07	05	21	<i>[Signature]</i>	
71	07	08	08	08	09	09								08	07	04	19	<i>[Signature]</i>	
72	07	06	07	08	07	07								07	05	02	14	<i>[Signature]</i>	
73	07	08	08	09	09	09								08	07	04	19	<i>[Signature]</i>	
74	07	08	08	09	09	09								08	07	03	18	<i>[Signature]</i>	
75	07	08	08	09	09	09								09	07	04	20	<i>[Signature]</i>	
76	08	08	08	09	09	09								09	08	05	22	<i>[Signature]</i>	
77																			
78																			
%															88%				
CO's															AUCDS				
Q's															03				

[Signature]
Sign. of Teacher

[Signature]
Sign. of HOD




[Signature]
Sign. Of Principal

PRINCIPAL
THEEM COLLEGE OF ENGINEERING
Boisar (East) Tal. & Dist. Palghar -401 001

TEST MARKS

Roll No.	Term Test I						Term Test II						AVG. Test Marks 20	University TH. Exam Marks	University OR/PR Exam Marks
	Q.1 (A)	Q.1 (B)	Q.1 (C)	Q.2	Q.3	Total Marks	Q.1 (A)	Q.1 (B)	Q.1 (C)	Q.2	Q.3	Total Marks			
1	04	04		04	01	13	04	04	+	03	02	13	13	32	21
2	04	04		02	05	15	04	04	+	01	04	13	14	49	22
3	00	00		01	00	01	03	04	+	04	-	11	08	44	18
4	01	00		00	00	01	AB	AB				AB	01		AB
5	04	04		04	02	14	04	02	+	04	04	14	14	62	20
6	04	04		05	00	13	05	03		05	04	17	15	45	22
7	03	04		05	00	12	03	03		05	03	14	13	49	19
8	02	02		05	00	09	02	02		02	02	08	09	17	18
9	03	03		02	00	08	03	03		02	02	10	09	42	20
10	00	00		05	00	05	02	03		04	01	10	08	52	16
11	03	04		00	00	07	04	04		04	-	12	10	32	20
12	02	02		02	02	08	03	03		01	03	10	09	36	21
13	04	04		00	00	08	02	04		04	02	12	10	56	20
14	02	01		01	02	06	03	04		02	04	11	09	36	17
15	06	04		05	03	18	06	04		03	03	16	17	55	22
16	06	03		05	01	15	04	04		05	01	14	15	59	15
17	03	02		05	01	11	02	03		02	03	10	11	34	21
18	06	04		05	01	16	05	03		03	03	14	15	55	22
19	03	04		05	00	12	03	01		04	03	11	12	50	16
20	00	00		02	03	05	03	02		02	02	09	08	41	17
21	03	03		00	04	10	04	02		04	02	12	11	49	22
22	04	04		05	03	16	04	04		03	03	14	15	50	22
23	01	01		00	03	05	04	02		02	-	08	08	37	18
24	02	01		05	00	08	04	-		02	02	08	08	17	17
25	02	01		05	03	11	03	04		04	03	14	13	48	22
26	05	04		04	03	16	03	02		03	02	10	13	48	16
27	03	02		03	03	11	02	02		02	02	08	10	38	21
28	03	04		05	02	14	04	02		02	02	10	12	42	19
29	03	02		03	00	08	01	-		01	-	02	05	18	10
30	06	04		05	03	18	04	02		04	03	13	16	52	21
31	05	04		05	02	16	04	04		02	-	10	13	45	21
32	03	03		01	00	07	06	04		03	-	13	08	43	20
33	03	03		01	01	08	05	04		02	-	11	10	42	20
34	05	04		00	02	11	05	04		-	04	13	12	48	22
35	03	02		00	00	05	05	04		01	-	10	08	50	20
36	03	03		05	01	12	06	04		02	-	12	12	61	18
37	03	03		03	02	11	05	04		02	01	12	12	42	21
38	02	01		05	03	11	05	04		04	01	14	13	60	18
39	02	02		01	02	07	03	03		03	-	09	08	32	19
40	02	02		02	01	07	03	03		03	02	11	09	48	18
41	03	04		00	04	11	02	02		03	03	10	11	43	21
42	03	03		00	02	08	03	01		03	01	10	09	48	19




TEST MARKS

Roll No.	Term Test I						Term Test II						AVG. Test Marks	University TH. Exam Marks	University OR/PR Exam Marks
	Q.1 (A)	Q.1 (B)	Q.1 (C)	Q.2	Q.3	Total Marks	Q.1 (A)	Q.1 (B)	Q.1 (C)	Q.2	Q.3	Total Marks			
43	06	04		05	03	18	06	04		03	02	15	17	70	22
44	04	03		04	03	14	02	02		02	04	10	12	48	20
45	03	03		01	00	07	05	-		02	02	09	08	26	19
46	06	04		05	02	17	06	04		03	03	16	17	52	22
47	04	04		02	04	14	03	04		02	04	13	14	49	21
48	03	02		03	02	10	04	04		02	02	12	11	42	21
49	03	02		00	03	08	04	04		02	03	11	10	33	18
50	05	04		03	01	13	03	02		02	04	11	12	51	20
51	02	03		02	00	07	03	02		02	03	10	09	32	16
52	03	02		03	00	08	04	04		-	-	08	08	22	20
53	03	03		02	00	08	06	04		-	-	10	09	-	-
54	02	02		05	00	09	05	03		-	04	12	11	58	17
55	05	04		02	00	11	06	04		02	-	12	12	22	17
56	03	02		03	02	10	03	03		03	-	09	10	32	18
57	04	03		00	04	11	06	04		-	04	14	13	38	16
58	04	04		05	00	13	04	-		04	04	12	13	43	20
59	03	02		05	03	13	05	04		-	03	12	13	38	20
60	02	02		03	00	07	03	02		03	03	11	09	56	16
61	02	02		04	00	08	03	03		03	03	12	10	23	16
62	01	01		03	00	05	04	03		04	01	12	09	32	15
63	03	03		02	02	10	03	02		01	-	06	08	32	19
64	04	03		04	02	13	02	02		02	02	08	11	33	17
65	02	01		04	02	09	03	02		02	02	09	09	32	21
66	03	04		04	02	13	03	02		02	04	11	12	42	18
67	06	04		05	03	18	-	-		-	-	AB	09	63	19
68	02	01		03	04	10	06	04		-	04	14	12	37	22
69	02	01		01	03	07	02	02		02	02	08	08	52	16
70	06	03		05	03	17	03	03		03	03	12	15	66	21
71	02	01		04	00	07	04	-		04	-	08	08	22	19
72	05	04		04	02	15	05	-		-	04	09	12	53	14
73	02	00		02	02	06	04	01		04	-	09	08	35	19
74	05	04		03	02	14	03	03		04	-	10	12	42	18
75	04	04		02	00	10	02	02		02	02	08	09	50	20
76	04	05		04	04	17	03	02		04	03	12	15	44	22
77						19%									
78						57%						66%			
CO's														AUCO's	AUCO's
%														59%	69%
Attain													1.9	2.9	

[Signature]
Sign. of Teacher


[Signature]
Sign. of HOD



[Signature]
Sign. of Principal
PRINCIPAL
THE M COLLEGE OF ENGINEERING
Bolsar (East) Tal. & Dist. Palghar - 461 301


Assignment / Quiz Assessment Record

Roll No.	Assignment				Quiz				Course Exit Survey						
	1	2	3	4	1	2	3	4	Q.1.	Q.2.	Q.3.	Q.4.	Q.5.	Q.6.	Q.7.
1	08	08	08	08	00	00	04		5	4	4	4			
2	08	08	09	09	06	10	10		4	5	4	5			
3	06	06	07	08	00	00	00		5	4	4	5			
4	05	06	08	09	00	06	00		5	4	3	4			
5	08	07	08	08	10	10	10		4	3	4	4			
6	08	08	08	10	00	10	04		5	4	4	4			
7	06	06	07	08	10	10	00		5	5	4	5			
8	06	06	07	08	00	08	05		5	4	5	5			
9	06	07	08	09	09	10	10		5	5	5	4			
10	06	06	07	08	06	00	10		4	4	4	4			
11	07	07	08	10	03	08	05		5	4	5	3			
12	07	08	08	08	09	09	10		3	4	5	5			
13	05	04	08	08	10	00	08		3	3	4	4			
14	06	06	07	09	03	09	00		5	5	3	4			
15	09	09	09	09	07	10	09		4	4	4	4			
16	06	07	06	08	00	10	00		4	08	5	4			
17	07	07	08	09	10	09	09		5	5	5	5			
18	07	08	08	09	09	08	00		4	5	4	5			
19	06	07	08	10	09	00	00		5	4	5	5			
20	06	06	07	08	10	10	00		5	5	5	4			
21	08	08	09	10	07	10	08		4	3	5	5			
22	07	07	08	08	00	07	03		5	4	3	4			
23	05	05	08	08	06	07	00		4	3	4	3			
24	06	06	06	08	05	04	08		4	3	3	4			
25	07	07	08	08	10	08	10		5	4	4	5			
26	06	07	07	08	10	10	00		4	5	4	5			
27	07	07	08	07	00	07	10		4	4	3	5			
28	06	06	08	09	07	09	09		4	3	5	4			
29	00	00	00	00	00	00	00		5	3	5	4			
30	08	08	08	10	10	10	00		5	5	4	4			
31	06	07	08	09	10	06	10		4	3	4	3			
32	07	07	08	08	09	08	10		4	4	5	5			
33	07	07	08	09	08	05	02		5	4	5	5			
34	07	06	09	09	06	10	00		4	5	4	5			
35	06	06	07	08	08	00	07		5	4	3	4			
36	06	06	07	08	05	04	03		4	5	4	4			
37	07	08	08	09	09	09	08		5	5	4	4			
38	05	05	07	08	07	10	00		4	3	4	4			
39	06	06	08	09	02	00	00		5	5	3	4			
40	06	06	08	08	09	10	08		5	4	4	5			
41	08	07	08	08	09	07	10		4	4	5	5			
42	05	05	07	08	06	07	05		5	5	4				



Assignment / Quiz Assessment Record

Roll No.	Assignment				Quiz				Course Exit Survey						
	1	2	3	4	1	2	3	4	Q.1.	Q.2.	Q.3.	Q.4.	Q.5.	Q.6.	Q.7.
43	08	08	08	08	00	07	03		5	4	4	3			
44	06	07	07	08	09	00	10		5	5	4	5			
45	06	06	08	08	00	00	00		5	5	4	4			
46	06	07	07	08	07	07	10		4	5	5	4			
47	07	08	08	09	07	05	00		5	4	4	5			
48	06	07	08	10	05	09	08		5	4	3	4			
49	07	06	08	08	08	06	07		5	5	4	4			
50	06	06	08	07	09	00	10		4	5	4	5			
51	05	05	08	08	04	10	00		3	4	3	4			
52	07	07	07	09	06	00	10		4	5	4	5			
53	05	05	07	09	05	10	00		5	4	3	4			
54	06	07	08	10	08	08	07		4	4	4	5			
55	07	07	08	09	00	00	00		5	4	4	5			
56	06	07	07	08	00	09	00		4	4	5	4			
57	06	07	08	09	00	00	08		5	4	4	5			
58	06	06	07	10	10	10	10		4	4	4	4			
59	08	08	09	09	08	10	10		5	5	4	5			
60	06	06	07	08	08	00	09		4	5	4	5			
61	06	07	07	08	10	00	10		5	4	5	4			
62	05	06	07	09	05	00	00		4	4	4	4			
63	06	07	08	09	06	09	10		4	5	5	4			
64	06	07	07	08	00	10	00		5	4	5	4			
65	07	07	08	08	10	06	00		5	5	4	5			
66	06	06	07	10	00	09	10		5	4	5	5			
67	07	07	08	08	10	06	00		4	4	5	4			
68	07	08	08	08	04	10	09		5	4	4	5			
69	07	07	07	09	00	04	07		4	5	4	5			
70	07	08	09	09	05	09	00		5	4	5	5			
71	07	06	08	08	09	09	00		5	4	4	5			
72	06	06	06	07	00	10	00		4	5	5	4			
73	06	07	07	08	04	10	10		4	4	5	4			
74	07	07	08	09	10	08	00		5	4	5	4			
75	06	07	08	09	07	08	04		4	3	5	4			
76	07	08	08	08	10	09	08		4	4	5	4			
77															
78															
%	68%	69%	70%	72%	78%	79%	80%		85%	84%	86%	85%			
COs	CO1	CO2	CO3	CO4	CO1	CO2	CO3		CO1	CO2	CO3	CO4			
Attain.	1.8	1.9	2	2.2	2.8	2.9	0.8		2.5	2.4	2.6	2.5			


Sign. of Teacher





Sign. of HOD

Assessment Tools :

Course Outcomes	Assessment Tool Direct	Maximum Marks	Assessment Tool Indirect	
CSC 701.01	Term Test-1	11	Course Exit Survey	
	Assignment-1	10		
	Quiz 1	10		
CSC 701.02	Term Test-1	09		
	Assignment-2	10		
	Quiz 2	10		
CSC 701.03	Term Test-1	11		
	Assignment-2	10		
	Quiz 3	10		
CSC 701.04	Term-Test II	09		
	Assignment-4	10		
All TH. Course Outcomes	University TH. Examination	80	--	
All Course Outcomes	University OR/PR Examination	25	--	

Attainment Levels Versus Target :

CO Attainment Method	Attainment Level		
	1	2	3
University Examination	> 50	60	70
Internal Assessment	60	70	80
Course Exit Survey	70	80	90



Attainment of Course Outcomes :

Course Outcomes	Direct Method															Indirect Method	CO Attainment on scale of 3 (0.8Y1 + 0.2Y2)					
	Internal Assessment										University					Y1 = (0.4X1 + 0.6X2)		Course Exit Survey (Y2)				
	Test		Assignment				Quiz				Lab Work	Avg. (X1)	TH. Exam	OR/PR	Avg. (X2)							
	T1	T2	A1	A2	A3	A4	Q1	Q2	Q3	Q4												
CSC701.01	1.8		1.8				2.8					03			2.3	1.9	2.9	2.4	2.4	2.5	2.5	
CSC701.02	1.2			1.9				2.9				03			2.3	1.9	2.9	2.4	2.4	2.4	2.4	
CSC701.03		1.8			2					03		03			2.5	1.9	2.9	2.4	2.5	2.6	2.6	
CSC701.04		1.7				2.2						03			2.3	1.9	2.9	2.4	2.4	2.5	2.5	


22

Attainment of POs and PSOs through COs:

	PO1	PO2	PO3	PO4	PO5	PO6	PO7	PO8	PO9	PO10	PO11	PO12	PSO1	PSO2	PSO3
CSC701.01	2.5												1.7	2.5	
CSC701.02	1.9	1.9											2.4	0.8	
CSC701.03	1.8		1.8										1.8	0.9	
CSC701.04		1.8	0.9										2.5	1.7	

2.0 1.9 1.4

Sign. of Teacher




Sign. of HOD

Sign. of Principal

THEEM COLLEGE OF ENGINEERING
Boisar (East) Tal. & Dist. Palghar -401 501

PO/PSO	Target	Attainment	% Attainment	Observation	Action
P01	2.4	2.0	84%		
P02	2	1.9	95%	attainment is very close to the target.	same teaching methodology is continued.
P03	1.5	1.4	93%		
PS01	2.5	2.1	84%		
PS02	1.8	1.5	84%		
Over all Attainment(Avg.)			88%		



[Signature]
HOD CSE(AIML)

[Signature]


[Signature]

RESULT ANALYSIS

Name of Course	Course Code		Maximum Marks	No. of Students Appeared	No. of Students Passed	% of Passing	Highest Mark Obtained	% of Students Secured 60% Marks
Machine Learning	CSC701	University Theory Exam	80	75	68	90%	70	42%
		Term Test	20	75	75	100%	17	45%
		OR/PR Exam	25	75	73	100%	22	98%

[Signature]

[Signature]
HOD CSE(AIML)



[Signature]
PRINCIPAL
THEEM COLLEGE OF ENGINEERING
Boisar (East) Tal. & Dist. Palghar -401 501




H. J. Thim Trust's
THEEM COLLEGE OF ENGINEERING

Name of Faculty : Prof. Shahegul Afroz
Programme : Computer Engineering
Course Name : Distributed Computing
Division : -
Year : FE / SE / TE / BE

Course Code : CSc801
Semester : VIIIth.

TIME TABLE

Days	Time	10:15am to 11:15am	11:15am to 02:15pm	12:15 pm to 1:15pm			3:00 pm to 04:00pm			
Monday		DC	← DC (B1) →				DC			
Tuesday			← DC (B2) →							
Wednesday			← DC (B3) →							
Thursday				DC						
Friday										


Sign. of Teacher




Sign. of HOD

Course Outcomes :

At the end of the course student will be able to:		PO/PSO	Bloom Level
CSC801.01	Demonstrate the knowledge of basic elements & concept related to OS technologies.	P01/PS01	Knowledge
CSC801.02	Illustrate the middleware technologies that support distributed appl ⁿ : RPC, RMI & Object based middleware.	P01, P02 PS01	Analysis, Understanding
CSC801.03	Analyze various techniques used for clk synchronization, mutual exclusion & deadlock.	P03, P04 PS01	Analysis Analyzing
CSC801.04	Demonstrate the concepts of Resource & Process Management. including process migration.	P01, P03	Understanding Knowledge
CSC801.05	To learn issues involved in replicat ⁿ , consistency & file management.	P01/PS01	Knowledge
CSC801.06	Apply the knowledge of OPS in building large scale distributed appl ⁿ .	PS01 P02, PS02	Analysis, Analyzing

Mapping of CO with PO : (Target Level)

	PO1	PO2	PO3	PO4	PO5	PO6	PO7	PO8	PO9	PO10	PO11	PO12	PSO1	PSO2	PSO3	Correlation
CSC801.01	03												2			1: LOW 2: MODERATE 3: HIGH
CSC801.02	02	02											2			
CSC801.03			03	02									1			
CSC801.04	02		01										1			
CSC801.05	02												1			
CSC801.06		02											1	2		

2.25 2 2 2

1.4 2



[Signature]
Sign. of Teacher

[Signature]
Sign. of HOD

FINAL ASSESSMENT FOR TERM WORK (TW)

Roll No.	Experiment / Tutorial / Assignment / Sheet / Job / Project Activity (Marks out of 10 per Experiment)														AVG. Marks (10)	TH. Attd. (05)	TW Marks (25)	Student Sign.
	1	2	3	4	5	6	7	8	9	10	11	12	13	14				
1	08	09	09	08	08	09	08	09	09	08				06	08	03	17	Amir
2	09	09	09	09	09	09	09	09	09	09				08	09	05	22	Azeeb Azari
3	08	08	08	09	08	09	09	09	08	09				07	08	03	18	Shahib
4	09	09	08	08	09	09	09	09	09	09				06	09	02	17	A. Tausif
5	08	09	09	08	09	09	09	09	09	09				08	09	05	22	W. R. A. D.
6	08	09	09	09	09	09	09	10	09	09				06	09	03	18	A. S. A. S.
7	08	08	08	08	08	08	09	08	09	09				05	08	02	15	Dilip
8	08	09	09	08	09	09	09	09	09	09				07	09	04	20	Shamir
9	08	07	07	07	06	08	07	07	07	07				06	07	02	15	Ericson
10	08	08	09	09	09	08	09	09	09	09				07	09	03	19	Arinika
12	09	08	09	08	09	09	09	09	09	09				07	09	04	20	R. J. S.
13	09	08	09	08	08	09	09	09	09	09				06	09	03	18	Abdul
13	07	08	07	08	07	07	08	07	08	08				06	07	02	15	A. S. S.
15	09	09	09	09	09	09	09	09	09	09				09	09	05	23	M. S.
16	08	08	08	08	08	09	09	08	09	09				05	08	02	15	Shah
16	08	08	09	08	09	09	09	09	09	09				08	09	04	21	Shreyas
17	08	09	09	08	09	09	10	09	09	09				07	09	04	20	S. S.
18	08	09	09	08	09	09	10	09	09	09				09	09	04	20	S. S.
20	0	08	07	07	07	07	07	07	08	08				06	07	02	15	W. S. S.
21	09	08	08	08	09	09	10	09	09	09				06	09	02	17	S. S.
20	09	09	09	09	09	09	09	10	09	09				08	09	05	22	Arinika
21	07	07	07	07	07	08	07	07	08	07				06	07	02	15	Shruti
22	07	09	06	07	07	06	07	07	06	06				06	07	02	15	Niraj-G
23	08	08	08	08	09	09	09	09	08	09				07	08	02	16	S. S.
24	08	08	08	08	08	08	08	08	08	08				07	08	03	18	A. S. S.
25	08	08	08	08	08	08	08	08	08	08				08	08	04	20	S. S.
26	08	08	08	08	08	09	09	09	09	09				05	08	02	15	K. S.
27	07	06	07	06	07	07	06	06	07	07				06	07	02	15	S. S.
28	09	09	08	08	09	09	09	09	09	09				08	09	04	21	S. S.
29	09	09	09	09	08	09	09	09	09	09				07	09	04	20	S. S.
30	09	09	09	09	09	09	09	09	09	09				08	09	05	22	S. S.
31	09	09	09	09	09	09	09	09	09	09				09	09	04	22	R. S.
32	9	9	9	9	9	9	9	9	9	9				06	09	03	18	R. S.
33	09	09	08	09	09	08	09	09	08	09				06	09	02	17	M. S.
34	09	09	09	08	09	09	08	09	09	09				08	09	02	20	M. S.
35	08	09	09	08	08	09	09	09	08	09				09	08	04	21	M. S.
36	08	08	08	08	09	08	09	08	09	09				05	08	02	15	Aditya
39	08	09	09	08	08	08	08	08	09	09				07	08	02	17	S. S.
40	09	08	08	08	09	09	08	09	08	09				06	08	02	16	R. S.
41	08	08	08	09	08	09	09	08	09	09				06	08	03	17	Naved
42	08	09	09	08	09	09	09	09	08	09				05	09	02	16	S. S.



TEST MARKS

Roll No.	Term Test I						Term Test II						AVG. Test Marks	University TH. Exam Marks	University OR/PR Exam Marks
	Q.1 (A)	Q.1 (B)	Q.1 (C)	Q.2	Q.3	Total Marks	Q.1 (A)	Q.1 (B)	Q.1 (C)	Q.2	Q.3	Total Marks			
1	01	02		04	03	10	03	03		03	03	12	11	40	18
2	06	02		05	03	16	04	04		03	03	14	15	51	22
3	02	02		03	00	07	03	01		04	04	12	10	46	19
4	04	02		05	03	14	02	01		04	04	11	13	42	19
5	01	02		03	04	10	03	03		04	03	13	12	43	21
6	05	04		04	03	16	05	03		03	04	15	16	61	20
7	00	02		03	02	07	02	03		03	-	08	08	32	18
8	03	01		03	03	10	05	03		04	03	15	12	44	19
9	03	01		02	02	09	06	02		03	-	11	10	42	16
10	03	-		05	03	11	04	03		02	-	09	10	41	19
11	05	01		03	03	12	02	04		02	02	10	11	43	20
12	03	04		04	-	11	03	04		03	03	13	12	44	18
13	03	04		04	02	13	03	03		03	03	12	13	33	16
14	05	03		05	03	16	06	03		03	04	16	16	62	22
15	05	04		04	02	15	05	04		03	02	14	15	50	17
16	02	03		03	02	10	03	04		02	02	11	11	33	21
17	-	04		05	04	13	03	04		04	03	14	14	60	20
18	02	02		02	03	09	01	04		04	02	11	10	32	16
19	06	-		03	02	11	03	02		03	03	11	11	47	19
20	06	04		04	03	17	06	04		03	04	17	17	54	22
21	02	01		03	-	06	02	03		03	01	09	8	38	16
22	03	02		02	02	09	06	02		-	-	08	9	24F	17
23	04	03		03	03	13	05	04		03	04	16	15	55	19
24	05	04		04	03	14	06	02		02	05	15	15	55	19
25	02	02		04	03	11	03	03		03	03	12	12	59	21
26	03	02		02	03	05	03	03		03	03	12	11	55	17
27	02	03		-	03	08	05	04		-	-	09	9	34	16
28	05	03		03	03	14	06	04		03	03	16	15	62	20
29	04	04		03	03	14	05	04		03	03	15	15	54	19
30	03	03		02	03	11	05	04		03	03	15	13	43	20
31	04	02		05	03	14	04	04		04	04	16	15	41	21
32	05	02		05	03	15	05	03		03	03	14	15	61	20
33	02	02		03	03	10	05	03		03	02	13	12	37	18
34	05	04		03	04	16	06	03		03	05	17	17	58	20
35	05	03		04	04	16	05	04		04	04	17	17	57	20
36	02	03		03	04	12	05	04		03	03	15	14	59	17
37	01	02		03	03	09	03	02		03	03	11	10	36	18
38	05	01		03	03	12	03	04		03	03	13	13	48	17
39	03	02		03	03	11	03	04		03	03	13	12	51	20
40	04	02		03	03	12	04	04		03	03	14	13	54	18
41	06	02		05	03	16	06	03		04	04	17	17	52	22
42	05	01		03	02	11	03	03		03	03	13	12	41	20




TEST MARKS

Roll No.	Term Test I						Term Test II						AVG. Test Marks	University TH. Exam Marks	University OR/PR Exam Marks
	Q.1 (A)	Q.1 (B)	Q.1 (C)	Q.2	Q.3	Total Marks	Q.1 (A)	Q.1 (B)	Q.1 (C)	Q.2	Q.3	Total Marks			
43	03	02		03	03	11	01	-		03	04	08	09	38	16
44	05	03		04	03	15	05	04		03	03	15	15	58	20
45	04	03		03	03	13	05	03		03	03	14	14	43	20
46	02	01		03	03	09	04	04		03	-	11	10	59	19
47	03	01		03	03	10	03	02		02	02	09	10	34	18
48	04	03		02	02	11	04	04		03	03	14	13	46	19
49	02	-		03	02	07	04	01		02	01	08	08	47	16
50	02	02		03	02	09	02	02		02	02	08	09	42	20
51	03	03		03	03	12	03	02		03	02	10	11	40	
52	03	03		03	03	12	05	04		03	04	16	14	50	20
53	02	03		02	03	08	02	04		03	03	12	08	42	17
54	03	-		-	-	03	03	04		03	03	13	08	42	16
55	03	-		02	03	08	03	-		03	04	10	09	40	18
56	01	02		03	03	09	04	02		03	04	13	12	48	19
57	03	02		02	02	09	05	03		03	03	14	13	59	18
58	03	-		04	03	10	03	-		02	03	08	09	45	18
59	03	02		04	03	12	05	02		03	02	12	12	59	19
60	02	03		04	04	13	03	-		03	03	09	12	45	19
61	02	03		-	03	08	03	04		03	03	13	11	46	16
62	04	03		04	01	09	05	03		03	03	14	13	52	18
63	03	02		02	03	10	04	04		03	04	15	13	55	20
64	-	04		03	03	10	03	-		03	03	09	10	70	19
65	01	02		04	03	10	03	03		03	03	12	11	57	19
66	04	02		05	04	15	06	04		03	03	16	16	62	20
67	01	01		04	03	09	03	04		03	02	12	11	45	21
68	03	01		02	02	08	02	02		03	03	10	09	39	17
69	04	03		05	03	15	05	03		03	02	13	14	46	20
70	04	02		03	02	11	06	03		03	02	14	13	41	17
71	03	02		03	02	10	02	01		03	02	08	09	34	19
72	04	02		04	03	13	06	-		03	03	12	13	60	18
73	04	02		04	03	13	06	02		03	03	14	14	67	18
74	05	03		04	04	16	05	04		04	03	16	16	48	19
75	04	03		04	02	13	06	04		03	04	17	15	70	17
76															
77	52.2	52.8		52.6			62	73		62	55.8			60.20	
78															
%	53%	52%		52%	52%		62%	73%		62%	56%			61%	
COM App	01	02		02	03		05	04		05	06			All CO'S	
Attair	1.2	1.8		1.8	1.6		1.8	2.7		1.8	1.2			2.5	

Sign. of Teacher


Sign. of HOD



Sign. of Principal

Assignment / Quiz Assessment Record

Roll No.	Assignment				Quiz				Course Exit Survey						
	1	2	3	4	1	2	3	4	Q.1.	Q.2.	Q.3.	Q.4.	Q.5.	Q.6.	Q.7.
1	08	09	05	05	05				05	05	04	05	04	05	
2	09	09	05	05	05				04	04	05	04	05	04	
3	09	08	05	05	05				05	05	04	05	05	04	
4	08	08	05	05	05				05	05	05	04	04	05	
5	09	09	05	05	05				05	04	05	05	05	04	
6	10	08	05	05	05				04	05	04	04	05	04	
7	10	08	05	05	05				04	04	04	05	04	05	
8	09	08	05	05	05				05	05	05	04	05	05	
9	07	06	05	05	05				04	05	04	05	04	04	
10	08	08	05	05	05				04	04	05	05	05	04	
11	08	08	05	05	05				05	05	04	04	05	05	
12	07	06	05	05	05				05	04	04	04	04	05	
13	07	07	05	05	05				04	05	05	05	05	04	
14	10	10	05	05	05				05	05	05	05	04	04	
15	08	06	05	05	05				04	04	04	04	05	05	
16	09	09	05	05	05				05	05	04	04	05	05	
17	09	09	05	05	05				05	04	05	05	04	04	
18	06	09	05	05	05				04	05	05	05	04	05	
19	08	09	05	05	05				05	04	04	04	05	04	
20	10	09	05	05	05				04	05	04	05	05	05	
21	07	06	05	05	05				04	05	05	04	04	04	
22	07	07	05	05	05				05	04	05	04	05	05	
23	08	08	05	05	05				04	04	05	04	04	05	
24	07	08	05	05	05				05	04	04	05	05	04	
25	09	08	05	05	05				04	05	05	04	04	05	
26	07	07	05	05	05				05	05	03	05	05	05	
27	06	05	05	05	05				04	05	03	04	05	05	
28	06	05	05	05	05				05	03	05	04	04	04	
29	09	09	05	05	05				04	05	04	05	04	05	
30	09	08	05	05	05				04	05	04	05	04	05	
31	10	10	05	05	05				05	04	05	04	05	04	
32	09	10	05	05	05				04	05	04	05	04	05	
33	10	10	05	05	05				05	04	05	04	05	05	
34	08	08	05	05	05				05	04	05	04	05	05	
35	09	09	05	05	05				04	05	04	05	04	04	
36	09	10	05	05	05				04	05	04	05	05	04	
37	08	08	05	05	05				05	05	04	04	04	05	
38	08	07	05	05	05				05	05	04	04	05	04	
39	07	07	05	05	05				04	04	05	04	05	04	
40	07	07	05	05	05				04	05	04	05	04	04	
41	09	08	05	05	05				05	04	05	05	05	04	
42	08	08	05	05	05				04	05	04	04	04	05	
43	09	08	05	05	05				05	04	04	04	05	05	
44	10	09	05	05	05				05	04	04	04	05	05	




Assignment / Quiz Assessment Record

Roll No.	Assignment				Quiz				Course Exit Survey						
	1	2	3	4	1	2	3	4	Q.1.	Q.2.	Q.3.	Q.4.	Q.5.	Q.6.	Q.7.
43	07	07							04	05	05	05	03	04	
44	09	09							05	04	05	05	04	05	
45	09	08							03	05	04	04	05	05	
46	06	07							04	05	04	04	05	05	
47	08	08							05	04	05	05	04	05	
48	08	09							04	05	05	05	05	04	
49	07	06							05	05	04	05	04	04	
50	08	08							04	04	05	04	05	05	
51	07	07							05	04	05	04	05	04	
52	09	09							04	05	04	05	04	05	
53	07	07							05	05	05	03	04	04	
54	08	08							03	04	04	05	04	05	
55	07	07							05	05	04	04	05	04	
56	07	08							04	04	05	04	04	05	
57	07	06							05	05	04	05	05	04	
58	07	07							04	04	04	05	04	05	
59	08	08							05	05	05	04	05	04	
60	08	08							05	05	04	05	04	05	
61	07	07							05	04	05	04	05	04	
62	08	08							04	04	05	04	05	05	
63	09	09							04	05	04	05	05	04	
64	08	08							04	04	05	05	04	05	
65	07	08							05	05	04	04	04	04	
66	10	09							05	04	05	04	04	05	
67	09	09							05	05	05	05	05	05	
68	06	07							04	04	05	04	04	05	
69	09	09							05	04	05	05	04	05	
70	07	07							04	05	05	04	05	05	
71	06	06							05	04	05	05	04	04	
72	06	05							05	04	03	05	05	05	
73	07	06							04	04	04	04	04	04	
74	08	08							04	05	05	04	05	05	
75	08	07							05	05	04	05	05	04	
76															
77	80	79													
78															
%	80%	79%							78%	79%	89%	79%	89%	88%	
CO Maps	CO1/2	CO2/4							CO1	CO2	CO3	CO4	CO5	CO6	
Attain.	3	3							2-8	2-9	3	2-9	3	3	


 Sign. of Teacher





 Sign. of HOD

Assessment Tools :

Course Outcomes	Assessment Tool Direct	Maximum Marks	Assessment Tool Indirect
CSC801.01	Term Test-1	06	Course Exit Survey
	Assignment-1	05	
CSC801.02	Term Test-1	09	
	Assignment-1	05	
CSC801.03	Term Test-1	05	
	Assignment-2	05	
CSC801.04	Term Test-2	04	
	Assignment-2	05	
CSC801.05	Term Test-2	11	
CSC801.06	Term Test-2	05	
All TH. Course Outcomes	University TH. Examination	80	--
All Course Outcomes	University OR/PR Examination	25	--

Attainment Levels Versus Target :

CO Attainment Method	Attainment Level		
	1	2	3
University Examination	> 45	55	65
Internal Assessment	> 55	65	75
Course Exit Survey	65	75	85



Attainment of Course Outcomes :

Course Outcomes	Direct Method														Indirect Method	CO Attainment on scale of 3 (0.8Y1 + 0.2Y2)			
	Internal Assessment										University						Course Exit Survey (Y2)		
	Test		Assignment				Quiz				Lab Work	Avg. (X1)	TH. Exam	OR/PR	Avg. (X2)			Y1 = (0.4X1 + 0.6X2)	
	T1	T2	A1	A2	A3	A4	Q1	Q2	Q3	Q4									
CSC801.01	1.2		3								3		2.4	2.5	2.8	2.65	2.5	2.8	2.6
CSC801.02	1.8		3								3		2.6	2.5	2.8	2.65	2.7	2.9	2.7
CSC801.03	1.6			3							3		2.5	2.5	2.8	2.65	2.6	3	2.7
CSC801.04		2.7		3							3		2.9	2.5	2.8	2.65	2.8	2.9	2.8
CSC801.05		1.8									3		2.4	2.5	2.8	2.65	2.5	3	2.6
CSC801.06		1.2									3		2.1	2.5	2.8	2.65	2.4	3	2.5

Attainment of POs and PSOs through COs:

	PO1	PO2	PO3	PO4	PO5	PO6	PO7	PO8	PO9	PO10	PO11	PO12	PSO1	PSO2	PSO3
CSC801.01	2.6												1.7		
CSC801.02	1.8	1.8											1.8		
CSC801.03			2.7	1.8									0.9		
CSC801.04			0.92												
CSC801.05	1.7												0.8		
CSC801.06	1.6	1.7											0.8	1.7	

1.9 1.7 1.81 1.8


Sign. of Teacher

Sign. of HOD

Sign. Of Principal

1.2 1.7

PO/PSO	Target	Attainment	% Attainment	Observation	Action
PO1	2.25	1.9	84%	Attainment is close to target so, target meet expectation.	Same teaching methodology with few improvement can continue
PO2	2	1.7	85%		
PO3	2	1.8	90%		
PO4	2	1.8	90%		
PSO1	1.4	1.2	85%		
PSO2	2	1.7	85%		
Over all Attainment(Avg.)			86.5%		




RESULT ANALYSIS

Name of Course	Course Code		Maximum Marks	No. of Students Appeared	No. of Students Passed	% of Passing	Highest Mark Obtained	% of Students Secured 60% Marks
Distributed Computing	CSC801	University Theory Exam	80	75	74	99%	70	46%
		Term Test	20	75	75	100%	17	65%
		OR/PR Exam	25	75	75	100%	22	100%

[Signature]

[Signature]
HOD CSE(AIML)



[Signature]
PRINCIPAL
THEEM COLLEGE OF ENGINEERING
Boisar (East) Tal. & Dist. Palghar -401 501




H. J. Thim Trust's
THEEM COLLEGE OF ENGINEERING


Name of Faculty : Prof. Monika Samir Pathare
Programme : Computer Engineering
Course Name : DBMS
Division :
Year : FE / SE / TE / BE

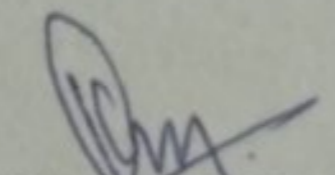
Course Code : CSC 403
Semester : IV

TIME TABLE

Days	Time	9:15-10:15	10:15-11:15	11:15-12:15	12:15-1:00	01-2pm	2-3	3-4	4-5pm	
Monday					Lunch Break	← B1 DBMS →				
Tuesday		← B3 →						DBMS		
Wednesday	DBMS									
Thursday										
Friday				DBMS			← B2 →			


Sign. of Teacher




Sign. of HOD



Course Outcomes :

At the end of the course student will be able to:		PO/PSO	Bloom Level
CO1	Recognize need of Database Management System.	P01	Understanding
CO2	Design ER & EER diagram for real life Application.	P02	Applying
CO3	Construct relational model & write Relational Algebra queries	P03	Applying Evaluating
CO4	Formulate SQL queries.	P03	Analyzing Evaluating
CO5	Apply concept of Normalization to Relational database design.	P02, P03	Applying
CO6	Describe concept of transaction, concurrency & Recovery	P01	Understanding

Mapping of CO with PO : (Target Level)


	PO1	PO2	PO3	PO4	PO5	PO6	PO7	PO8	PO9	PO10	PO11	PO12	PSO1	PSO2	PSO3	Correlation
CO1	3															1: LOW 2: MODERATE 3: HIGH
CO2		2														
CO3			2													
CO4			2													
CO5		2	2													
CO6	3															

3 2 2



FINAL ASSESSMENT FOR TERM WORK (TW)


Roll No.	Experiment / Tutorial / Assignment / Sheet / Job / Project Activity (Marks out of 10 per Experiment)														AVG. Marks (10)	TH. Attd. (05)	TW Marks (20)	Student Sign.
	1	2	3	4	5	6	7	8	9	10	11	12	13	14				
1	8	9	8	8	9	8	8	8	8	8					8	05	15	
2	9	10	10	9	8	8	9	10	9	9					9.1	04	15	
3	10	10	10	10	8	9	10	10	10	10					9.7	05	22	
4	9	10	10	8	8	8	8	9	9	9					9	04	23	
5	10	10	10	9	8	9	9	10	10	10					9.5	03	16	
6	7	7	7	8	8	8	8	8	8	8					9	02	14	
7	9	10	10	10	9	9	8	9	8	8					9	05	22	
8	8	8	8	9	9	8	10	8	9	8					8.5	04	17	
9	9	10	10	10	10	9	8	9	8	9					9.2	05	20	
10	10	10	10	9	9	9	8	10	9	10					9.2	04	23	
11	10	10	9	9	9	9	8	9	9	8					9	03	22	
12	8	8	8	8	8	8	8	8	8	8					8	05	18	
13	9	8	8	8	8	8	8	8	8	8					8	04	21	
14	8	8	8	8	8	9	8	8	8	8					8	05	17	
15	8	9	8	9	9	8	9	8	9	8					9	04	19	
16	9	10	10	10	09	8	9	9	8	10					9.3	05	19	
17	9	8	9	9	9	8	9	8	8	9					8.6	04	22	
18	8	10	8	8	8	7	7	8	8	8					8	05	23	
19	8	10	08	09	8	8	9	9	8	8					8.7	04	22	
20	8	8	8	7	7	7	8	8	8	8					8.3	05	10	
21	09	09	10	10	9	8	8	8	9	9					9.00	04	22	
22	08	08	09	07	08	08	08	08	08	07					8.0	05	20	
23	9	10	8	9	8	9	8	8	8	9					8.56	04	21	
24	9	10	10	9	9	10	9	8	9	9					9.2	05	22	
25	9	8	8	9	8	8	8	9	8	8					8.3	04	24	
26	8	9	8	8	8	8	9	8	8	9					8.2	05	18	
27	10	10	10	08	08	09	09	08	09	08					8.92	04	22	
28	08	08	07	08	09	08	08	9	8	9					8.1	05	22	
29	8	8	8	8	8	8	8	8	8	8					8	04	20	
30	08	08	08	07	08	07	08	07	8	08					8.3	05	22	
31	8	08	08	08	08	7	8	8	8	8					8	04	20	
32	8	8	8	8	8	8	8	8	8	8					8	05	21	
33	8	8	9	8	9	9	8	8	9	8					8.4	04	22	
34	10	9	8	8	8	8	8	8	8	9					8.4	03	23	
35	8	9	9	9	9	9	8	9	8	8					9	02	24	
36	8	8	8	9	8	8	8	8	8	8					7.9	01	19	
37	8	9	9	9	9	9	8	8	8	8					8.5	05	20	
38	9	8	8	9	8	8	8	8	8	8					8.2	04	18	
39	9	8	8	8	8	8	9	8	9	8					8	05	20	
40	8	8	8	9	8	8	9	8	8	9					8.2	04	19	
41	8	8	8	9	8	9	8	8	8	8					8	03	22	
42	8	9	9	8	8	8	8	8	9	8					8.2	02	21	



FINAL ASSESSMENT FOR TERM WORK (TW)

Roll No.	Experiment / Tutorial / Assignment / Sheet / Job / Project Activity (Marks out of 10 per Experiment)														AVG. Marks (10)	TH. Attd. (05)	TW Marks (25)	Student Sign.
	1	2	3	4	5	6	7	8	9	10	11	12	13	14				
43	8	8	8	8	8	7	8	9	10	8					8.1	04	24	Ganesh
44	9	8	07	09	8	10	8	9	8	9					8.2	05	22	
45	8	8	8	9	8	8	8	9	8	8					8.2	04	23	Muskan
46	8	9	8	8	8	7	8	9	8	8					8.1	03	20	Zikra
47	8	8	9	9	8	8	9	8	8	8					8.3	02	22	Sahar
48	8	8	8	8	8	8	9	8	8	8					8	04	21	Sahar
49	9	8	9	9	8	8	8	8	8	8					8.3	03	20	Sahar
50	9	8	8	9	8	8	9	8	9	8					8.4	04	17	Sahar
51	8	8	8	8	8	8	8	8	8	8					8	05	19	Sahar
52	8	8	8	8	8	8	8	8	8	8					8.2	04	20	Sahar
53	9	8	8	8	8	9	8	9	8	8					8.3	05	22	Sahar
54	8	8	8	7	7	8	8	8	8	8					8.1	04	19	Sahar
55	8	9	8	9	8	8	8	9	8	8					8.1	05	18	Sahar
56	8	9	8	7	8	8	8	7	8	8					8.2	04	21	Sahar
57	8	7	7	8	8	7	8	8	8	7					8.3	05	22	Sahar
58	7	8	8	8	8	8	8	8	9	8					8.4	04	18	Sahar
59	8	8	7	8	7	8	8	8	8	8					8.3	05	20	Sahar
60	8	7	8	7	8	8	8	9	9	8					8.4	04	24	Sahar
61	9	8	8	8	9	8	9	8	8	9					8.4	05	20	Sahar
62	7	7	8	8	8	8	8	8	8	8					7.8	04	21	Sahar
63	8	9	8	8	8	7	7	8	8	8					7.9	03	22	Sahar
64	7	7	7	8	8	8	8	8	8	8					7.8	05	18	Sahar
65	8	8	9	8	8	8	8	8	8	8					8.1	04	24	Sahar
66	8	8	9	9	8	8	9	8	8	8					8.3	03	22	Sahar
67	6	8	8	8	8	9	9	9	8	8					8.1	04	21	Sahar
68	8	8	8	8	7	8	8	8	7	8					8.2	05	24	Sahar
69	8	7	8	8	9	8	8	8	8	7					8	04	22	Sahar
70	7	8	7	8	8	8	8	8	8	8					8	03	22	Sahar
71	8	8	8	8	8	7	7	7	7	7					7.89	04	17	Sahar
72	10	10	8	9	10	10	9	8	9	8					9.1	05	16	Sahar
73	9	9	8	8	9	8	8	9	9	8					8.5	04	10	Sahar
74	8	8	8	9	10	8	9	8	10	9					8.4	05	22	Sahar
75	9	8	9	9	8	9	8	8	8	8					8.5	05	21	Sahar
76	10	10	10	8	8	8	8	8	8	8					8.6	04	23	Sahar
77	8	6	7	8	8	8	8	8	8	8					8.1	03	22	Sahar
78	10	10	8	8	8	8	9	9	8	8					8.6	04	22	Sahar
79	9	10	8	8	9	8	9	8	9	9					9.4	05	20	Sahar
80	9	9	8	8	8	8	8	8	8	8					8.2	04	21	Sahar
81	9	8	8	8	8	8	8	9	8	8					8.9	03	20	Sahar
82	8	8	8	7	7	8	8	7	7	7					8.3	04	25	Sahar

Sign. of Teacher



Sign. of HOD

Sign. Of Principal


PRINCIPAL

THEM COLLEGE OF ENGINEERING
Boisar (E. Tal. & Dist. Palghar-401 501)

FINAL ASSESSMENT FOR TERM WORK (TW)


Roll No.	Experiment / Tutorial / Assignment / Sheet / Job / Project Activity (Marks out of 10 per Experiment)														AVG. Marks (10)	THL Attd. (05)	TW Marks (25)	Student Sign.
	1	2	3	4	5	6	7	8	9	10	11	12	13	14				
88	8	8	9	8	8	8	8	8	8	8					8.1	05	15	<i>[Signature]</i>
89	8	8	7	8	9	8	7	8	8	8					8	04	12	<i>[Signature]</i>
90	8	8	8	8	8	8	8	8	8	8					8.2	05	18	<i>[Signature]</i>
91	8	8	10	10	08	08	08	08	08	08	07				8.25	04	18	<i>[Signature]</i>
92	10	10	10	08	08	08	07	07	08	07					8.3	04	24	<i>[Signature]</i>
93	8	9	8	8	8	8	8	8	8	8					8.1	05	22	<i>[Signature]</i>
94	7	8	7	8	8	8	8	8	8	8					8.0	05	11	<i>[Signature]</i>
95	9	8	8	7	8	8	8	8	8	8					8.0	05	18	<i>[Signature]</i>
96	8	8	8	9	8	8	9	7	8	8					8	04	17	<i>[Signature]</i>
97	9	9	8	9	8	9	9	8	8	8					8.5	05	16	<i>[Signature]</i>
98	7	7	8	8	6	8	8	7	7	7					7.5	04	20	<i>[Signature]</i>
99	7	7	8	8	7	8	8	7	8	7					8.1	05	17	<i>[Signature]</i>
100	8	8	8	7	8	8	7	8	8	7					8.2	04	18	<i>[Signature]</i>
101																		
102																		
103																		
104																		
105																		
106																		
107																		
108																		
109																		
110																		
111																		
112																		
113																		
114																		
115																		
116																		
117																		
118																		
119																		
120																		
121																		
122																		
123																		
124																		
125																		
126																		
127																		
128																		
129																		
130																		
131																		
132																		
133																		
134																		
135																		
136																		
137																		
138																		
139																		
140																		
141																		
142																		

88
89
90
91
92
93
94
95
96
97
98
99
100
101
102
103
104
105
106
107
108
109
110
111
112
113
114
115
116
117
118
119
120
121
122
123
124
125
126
127
128
129
130
131
132
133
134
135
136
137
138
139
140
141
142



TEST MARKS

Roll No.	Term Test I						Term Test II						AVG. Test Marks	University TH. Exam Marks	University OR/PR Exam Marks
	Q.1 (A)	Q.1 (B)	Q.1 (C)	Q.2	Q.3	Total Marks	Q.1 (A)	Q.1 (B)	Q.1 (C)	Q.2	Q.3	Total Marks			
1	06	04	-	05	05	07	06	04	-	05	05	08	20	80	25
2	03	02	-	00	07	07	03	03	+	00	02	08	08	16	18
3	04	04	+	04	04	16			+			AB	AB	03	18
4	06	04	+	04	03	17	03	03	+	05	03	14	15	34	16
5	06	04	+	04	02	16	04	03	+	03	02	12	13	37	16
6	05	04	+	04	04	17	03	03	+	03	02	11	13	32	16
7	06	00	-	02	01	09	02	02	-	02	01	07	08	21	18
8	05	04	-	03	03	15	00	00	-	0	0	00	08	32	20
9	03	03	-	01	01	08	05	03	-	02	03	13	11	32	20
10	06	04	-	04	04	18	03	05	-	03	02	13	13	23	16
11	06	02	-	04	04	16	01	02	-	0	00	04	10	23	10
12	06	04	-	04	05	19	01	02	-	04	08	11	15	49	20
13	05	04	-	03	04	16	0	0	-	0	0	00	08	32	23
14	05	02	-	03	04	14	01	0	-	0	0	01	08	36	16
15	04	02	-	04	01	11	05	03	-	01	00	09	10	41	16
16	05	02	-	00	00	07	05	03	-	04	05	17	12	40	20
17	06	04	-	03	04	17	03	02	-	02	02	09	13	20	20
18	05	02	-	03	03	13	02	01	-	00	00	03	08	39	16
19	06	01	-	02	01	08	05	04	-	05	05	19	14	38	23
20	04	04	-	03	03	12	05	04	-	03	05	16	14	49	20
21	04	04	-	03	03	14	05	04	-	04	05	18	16	AB	18
22	02	02	-	03	02	09	03	03	-	03	00	09	09	38	20
23	03	03	-	01	01	08	06	04	-	05	05	20	14	21	19
24	04	03	-	02	02	11	02	01	-	02	00	05	08	56	20
25	04	04	-	02	02	12	06	04	-	05	05	20	16	32	14
26	03	03	-	02	02	10	03	03	-	02	02	09	10	40	16
27	03	03	-	02	04	12	06	02	-	02	03	13	13	33	14
28	03	03	-	03	05	13	03	05	-	04	01	13	13	18	18
29	04	03	-	05	00	09	05	03	-	01	04	13	13	32	16
30	03	03	-	02	00	08	03	03	-	03	00	09	09	33	14
31	03	03	-	02	01	09	03	03	-	02	02	10	10	36	16
32	04	03	-	03	02	12	03	03	-	04	02	12	12	23	18
33	04	03	-	02	02	11	03	03	-	03	02	11	11	32	21
34	03	03	-	01	01	08	03	03	-	03	00	09	09	32	21
35	04	04	-	04	04	16			-			AB	08	57	14
36	05	04	-	03	05	18	05	04	-	05	03	17	18	21	18
37	03	03	-	01	00	07	02	02	-	02	02	08	08	32	19
38	02	03	-	03	02	10	02	02	-	03	02	10	10	48	17
39	03	03	-	04	02	12	03	02	-	03	02	11	12	32	18
40	03	03	-	01	01	08	02	02	-	04	00	08	08	32	16
41	02	02	-	03	03	10	02	04	-	01	00	09	10	32	20
42	03	05	-	01	01	10	04	02	-	00	01	09	10	41	17
42	05	04	-	04	04	17	06	04	-	04	04	18	18	22	18



PRINCIPAL
 THEM COLLEGE OF ENGINEERING
 BOISAR

Total = $\frac{1173}{20 \times 93} = 65\%$
 $\frac{3563}{80 \times 93} = 48\%$
 1981
 25x92
 857

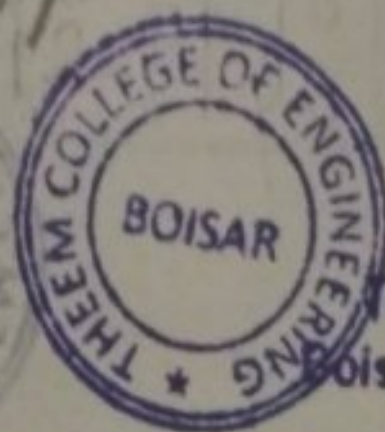
TEST MARKS

Roll No.	Term Test I						Term Test II						AVG. Test Marks	University TH. Exam Marks	University OR/PR Exam Marks
	Q.1 (A)	Q.1 (B)	Q.1 (C)	Q.2	Q.3	Total Marks	Q.1 (A)	Q.1 (B)	Q.1 (C)	Q.2	Q.3	Total Marks			
	06	04	-	05	05	20	06	04	-	05	05	20	20	80	25
43	05	03		00	00	08	03	03		02	01	09	09	42	18
44	03	03		02	01	09	03	03		03	01	10	10	20	Ab
45	03	02		01	01	07	02	02		02	02	08	08	33	22
46	03	02		02	01	08	02	02		02	02	08	08	42	16
47	05	04		04	03	16	06	05		04	02	17	17	36	22
48	03	03		02	02	10	03	03		03	02	11	11	32	14
49	03	03		03	05	13	06	02		01	05	14	14	33	14
50	03	04		02	02	11	03	03		03	03	12	12	35	20
51	04	03		02	02	11	06	02		02	01	11	11	52	16
52	03	02		01	01	07	03	02		02	01	08	08	32	16
53	03	02		02	01	08	03	02		02	01	08	08	32	23
54	05	04		03	05	17	06	04		04	04	18	18	52	20
55	03	02		01	01	07	03	03		02	00	08	08	33	10
56	03	02		04	03	12	06	03		02	02	13	13	52	20
57	03	03		02	02	10	03	03		03	02	11	11	33	18
58	04	03		02	03	12	06	03		02	02	13	13	45	18
59	03	03		02	01	09	03	03		01	01	08	09	32	18
60	04	04		04	05	17	06	04		04	04	18	18	60	14
61	03	03		02	01	09	03	03		02	00	08	09	33	18
62	03	03		03	03	12	03	04		03	03	13	13	34	22
63	05	05		03	05	20	06	04		04	05	19	20	48	23
64	03	03		02	01	09	03	03		02	02	10	10	21	Ab
65	03	03		04	04	14	05	05		05	00	15	15	45	22
66	03	03		01	00	07	03	04		03	03	08	08	05	14
67	04	04		02	02	12	03	08		04	04	11	12	35	18
68	03	02		02	01	08	02	02		02	01	07	08	12	20
69	04	03		03	02	12	03	04		03	03	13	13	45	17
70	04	04		01	00	09	02	02		02	02	08	09	33	20
71	03	03		02	00	08	03	02		03	00	08	08	42	20
72	04	03		01	00	08	02	03		00	03	08	08	32	18
73	04	04		02	02	12	08	02		03	02	13	13	35	18
74	03	02		02	01	08	03	03		01	00	07	08	40	20
75	06	03		05	05	19	05	03		05	05	18	19	52	20
76	06	03		01	03	13	03	03		02	04	12	13	41	20
77	03	03		02	02	10	03	03		02	02	10	10	45	18
78	02	02		02	02	08	02	02		03	02	09	09	32	20
79	03	02		02	02	09	03	02		02	02	09	09	21	20
80	03	03		02	02	10	02	02		02	02	08	09	22	16
81	03	03		01	01	08	03	02		03	02	10	09	35	20
82	03	03		02	01	09	02	02		03	02	09	09	34	20

Sathare
 Sign. of Teacher

62%
 Sign. of HOD

68%



Ylu
 Sign. of Principal
PRINCIPAL
 THEEM COLLEGE OF ENGINEERING
 Boisar (Eest), Tal. S. Dist. Palghar-401 501.

Assignment / Quiz Assessment Record


Roll No.	Assignment				Quiz				Course Exit Survey						
	1	2	3	4	1	2	3	4	Q.1.	Q.2.	Q.3.	Q.4.	Q.5.	Q.6.	Q.7.
1	10	10	10		10				05	05	05	05	05	05	
2	08	07	08		8				4	5	5	5	5	5	
3	9	10	10		7				5	5	5	5	5	5	
4	10	10	10		9				5	5	5	5	5	5	
5	10	10	09		8				5	4	5	5	5	4	
6	10	10	10		9				5	5	5	5	5	5	
7	7	08	7		9				5	5	4	5	5	4	
8	10	10	9		8				5	5	5	5	5	5	
9	07	08	08		8				5	5	5	5	5	5	
10	10	10	10		9				5	5	5	5	5	5	
11	10	10	10		9				5	5	5	5	5	5	
12	10	10	10		7				5	5	5	5	5	5	
13	08	10	08		8				5	5	4	5	5	4	
14	09	08	07		9				5	5	5	5	4	5	
15	08	07	08		6				5	5	5	4	5	4	
16	10	10	10		5				5	5	4	5	5	5	
17	10	10	08		3				5	4	5	5	5	4	
18	08	07	08		7				5	5	4	5	5	5	
19	10	10	8						5	5	4	4	5	5	
20	08	08	08		8				5	5	4	5	4	4	
21	07	08	10						4	4	5	5	5	4	
22	10	10	10		4				5	5	4	4	4	5	
23	09	08	07						5	4	4	5	4	5	
24	8	10	10		7				5	4	5	5	5	5	
25	10	10	10		6				5	5	4	4	5	5	
26	8	08	9		3				5	5	4	4	5	5	
27	08	08	09		6				5	5	5	4	4	5	
28	09	09	08		4				5	4	5	5	5	4	
29	07	08	08		5				5	5	5	5	5	5	
30	9	08	9		4				5	4	5	5	4	5	
31	08	08	09		10				5	5	5	4	4	5	
32	08	07	08		9				5	5	4	5	4	5	
33	08	08	07		3				5	4	4	5	5	5	
34	08	09	08		7				5	5	5	5	4	4	
35	10	08	8		8				5	4	5	5	5	5	
36	9	09	9		5				5	5	4	5	5	5	
37	09	08	07		7				5	4	5	5	4	4	
38	09	08	10		6				5	5	5	5	5	4	
39	09	07	07		5				5	5	5	5	4	5	
40	07	09	08		4				5	5	4	4	5	5	
41	07	08	09		7				5	5	4	5	5	5	
42	08	09	08		9				5	5	4	5	5	5	
42	09	08	08		8				5	5	4	5	5	5	

781. 781. 807

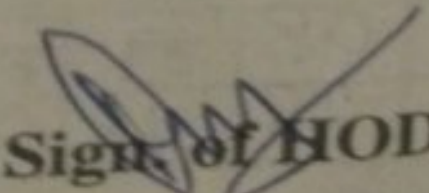


Assignment / Quiz Assessment Record

Roll No.	Assignment				Quiz			Course Exit Survey						
	10 marks	4	4	4	1	1	1	Q.1. 05	Q.2. 05	Q.3. 05	Q.4. 05	Q.5. 05	Q.6. 05	Q.7. 05
1														
2														
3														
4														
5														
6														
7														
8														
9														
10														
11														
12														
13														
14														
15														
16														
17														
18														
19														
20														
21														
22														
23														
24														
25														
26														
27														
28														
29														
30														
31														
32														
33														
34														
35														
36														
37														
38														
39														
40														
41														
42														
43														
44														
45														
46														
47														
48														
49														
50														
51														
52														
53														
54														
55														
56														
57														
58														
59														
60														
61														
62														
63														
64														
65														
66														
67														
68														
69														
70														
71														
72														
73														
74														
75														
76														
77														
78														
79														
80														
81														
82														
83														
84														


 Monika S. Pathare
 Sign. of Teacher





 Sign. of HOD

Assignment / Quiz Assessment Record

poster

Roll No.	Assignment				Quiz				Course Exit Survey						
	1	2	3	4	1	2	3	4	Q.1.	Q.2.	Q.3.	Q.4.	Q.5.	Q.6.	Q.7.
NO	10	10	10		10				05	05	05	05	05	05	
891	9	08	8		8				05	5	5	5	5	4	
862	09	09	07		10				05	5	4	5	5	5	
873	08	07	7		9				05	5	5	5	5	5	
884	08	08	07		10				05	5	5	4	5	4	
895	08	07	08		10				05	5	5	4	5	5	
900	08	07	08		10				5	5	4	5	5	4	
917	08	09	08		10				5	5	5	4	5	5	
928	9	08	10		08				5	4	5	5	5	4	
930	07	07	10		07				5	5	4	5	4	5	
940	10	08	07		10				5	5	5	4	5	4	
9511	07	08	09		08				5	5	5	4	5	5	
12															
13															
14															
15															
16															
17															
18															
19															
20															
21															
22															
23															
24															
25															
26															
27															
28															
29															
30															
31															
32															
33															
34															
35															
36															
37															
38		8		09											
39															
40															
41															
42															




20.1

Assessment Tools :
Course Outcomes

Course Outcomes	Assessment Tool Direct	Maximum Marks	Assessment Tool Indirect
CO1	Term Test-1	07	Course Exit Survey
	Assignment-1	10	
CO2	Term Test-1	06	
	Assignment-2	10	
	Poster PPT	05	
CO3	Term Test-1	07	
	Quiz	05	
	Poster Present	05	
CO4	Term Test-2	05	
	Assignment-3	10	
	Quiz	05	
CO5	Term Test-2	10	
CO6	Term Test-2	05	
All TH. Course Outcomes	University TH. Examination	80	--
All Course Outcomes	University OR/PR Examination	25	--


Attainment Levels Versus Target :

CO Attainment Method	Attainment Level		
	1	2	3
University Examination	7=50	7=60	7=70
Internal Assessment	7=70	7=80	7=80
Course Exit Survey	7=70	7=80	7=90




Attainment of Course Outcomes :


Course Outcomes	Direct Method															Indirect Method	CO Attainment on scale of 3 (0.8Y1 + 0.2Y2)			
	Internal Assessment										University			Y1 = (0.4X1 + 0.6X2)	Course Exit Survey (Y2)					
	Test		Assignment				Quiz				Lab Work	Avg. (X1)	TH. Exam			OR/PR		Avg. (X2)		
	T1	T2	A1	A2	A3	A4	Q1	Q2	Q3	Q4										
CO1	2.2		3								3			2.8	1	3	2	2.3	3	2.5
CO2	2.2			3	3						3			2.8	1	3	2	2.3	3	2.5
CO3	2.2				3		3				3			2.8	1	3	2	2.3	3	2.5
CO4		3					3				3			3	1	3	2	2.4	3	2.6
CO5		3									3			3	1	3	2	2.4	3	2.6
CO6		3									3			3	1	3	2	2.4	3	2.6





Attainment of POs and PSOs through COs:

	PO1	PO2	PO3	PO4	PO5	PO6	PO7	PO8	PO9	PO10	PO11	PO12	PSO1	PSO2	PSO3
CO1	2.5														
CO2		1.67													
CO3			1.67												
CO4			1.73												
CO5		1.73	1.73												
CO6	2.6														

2.55 1.7 1.71

 Sign. of Teacher


 Sign. of HOD




 Sign. Of Principal
PRINCIPAL
 THEEM COLLEGE OF ENGINEERING
 Boisar (East), Tal. & Dist. Palghar-421 501

PO/PSO	Target	Attainment	% Attainment	Observation	Action
p01	3	2.55	85%		
p02	2	1.7	85%		
p03	2	1.71	85.5%		
Over all Attainment(Avg.)			85.16%		





H. J. Thim Trust's
THEEM COLLEGE OF ENGINEERING


Name of Faculty : Akhtarhusen Momin
 Programme : Bachelor of Mechanical Engineering
 Course Name : Production Planning and Control
 Division : A
 Year : BE

Course Code : MEC703
 Semester : VII

TIME TABLE									
Days	Time	10:00 am to 10:50 am	11:00 am to 11:50 am	12:00 pm to 12:50 pm	2:00 pm to 4:00 pm				
Monday			PPC						
Tuesday									
Wednesday									
Thursday			PPC						
Friday		PPC							


Sign. of Teacher




Sign. of HOD




Course Outcomes :

At the end of the course student will be able to:		PO/PSO	Bloom Level
CO1	Illustrate production planning functions and manage manufacturing functions in a better way	PO1,2,4,5,7, 8, PSO1,2	Knowledge
CO2	Develop competency in scheduling and sequencing of manufacturing operations	PO1,2,3,4,5,7,8,9,11, 12, PSO 1,2	Creating
CO3	Forecast the demand of the product and prepare an aggregate plan	PO1, 2, 3, 4, 5, 6, 7, 8, 9, 11, PSO 1, 2	Analysing
CO4	Develop the skills of Inventory Management and cost effectiveness	PO1,2,3,4,5,6,7,8,9,10, 11,12 PSO 1,2	Creating
CO5	Create a logical approach to Line Balancing in various production systems	PO1,2,3,4,5,7,8,9,11, PSO 1,2	Creating
CO6	Implement techniques of manufacturing planning and control	PO1,3,4,5,6,8,9,10, 11, 12, PSO 1,2	Applying

Mapping of CO with PO : (Target Level)


	PO1	PO2	PO3	PO4	PO5	PO6	PO7	PO8	PO9	PO10	PO11	PO12	PSO1	PSO2	PSO3	Correlation
CO1	3	1		1	1		2	1					3	1		1 : LOW 2 : MODERATE 3: HIGH
CO2	1	1	3	2	2	1	1	2			1	1	1	3		
CO3	1	3	2	1	1	1	1	1	1		1		1	3		
CO4	1	2	2	2	3	3	1	1	1	1	3	1	1	3		
CO5	1	1	2	2	2		1	1	1		1		1	3		
CO6	3		1	2	2	3		3	1	1	3	1	3	2		
	1.67	1.60	2.00	1.67	1.83	2.00	1.50	1.50	1.00	1.00	1.80	1.00	1.67	2.50		



Handwritten signature or initials.

TEST MARKS

Roll No.	Term Test I						Term Test II					AVG. Test Marks	University TH. Exam Marks	University OR/PR Exam Marks	
	Q.1 (A)	Q.1 (B)	Q.1 (C)	Q.2	Q.3	Total Marks	Q.1 (A)	Q.1 (B)	Q.1 (C)	Q.2	Q.3				Total Marks
	1						17								
2						17						14	16	66	19
3						15						18	17	52	20
4						18						19	19	68	21
5						18						19	19	55	20
6						18						19	19	68	22
7						17						17	17	54	21
8						17						17	17	62	23
9						17						19	18	66	22
10						17						18	18	63	23
11						17						20	19	63	23
12						18						19	19	54	21
13						17						20	19	69	23
14						17						19	18	69	22
15						17						19	18	66	22
16						17						20	19	60	21
17						18						19	19	60	21
18						17						20	19	66	17
19						18						19	19	69	21
20						18						20	19	65	20
21						18						18	18	64	18
22						18						19	19	63	21
23						18						19	19	56	17
24						17						19	18	66	17
25						17						20	19	64	18
26						17						19	18	64	17
27						17						18	18	59	20
28						17						19	18	65	20
29						19						19	19	72	22
30						17						20	19	67	18
31						17						18	18	71	18
32						17						16	17	62	21
33						17						18	18	60	19
34						16						19	18	67	22
35						18						17	18	65	21
36						17						18	18	67	20
37						17						19	18	61	19
38						14						16	15	67	19
39						17						18	18	56	20
40						17						14	16	60	19
41						17						20	19	62	22
42						17						19	18	69	17



[Handwritten Signature]


TEST MARKS

Roll No.	Term Test I						Term Test II						AVG. Test Marks	University THL Exam Marks	University OR/PR Exam Marks
	Q.1 (A)	Q.1 (B)	Q.1 (C)	Q.2	Q.3	Total Marks	Q.1 (A)	Q.1 (B)	Q.1 (C)	Q.2	Q.3	Total Marks			
	43						18								
44						17						19	18	56	21
45						18						16	17	64	21
46						17						20	19	66	22
47						18						16	17	66	20
48						17						18	18	64	19
49						17						18	18	65	20
50						17						19	18	66	22
51						18						19	19	65	21
52						17						20	19	69	22
53						17						19	18	65	21
54						18						17	18	56	22
55						17						18	18	70	20
56						17						18	18	67	17
57						19						18	19	62	22
58						19						20	20	68	20
59						17						19	18	67	21
60						18						18	18	60	17
61						19						18	19	69	20
62						18						19	19	66	21
63						18						18	18	65	22
64						19						20	20	64	17
65						17						19	18	65	18
66						18						19	19	65	20
67						18						20	19	68	23
68						17						16	17	73	17
69						18						19	19	61	17
70						16						17	17	48	19
71						19						19	19	66	19
72															
73															
74															
75															
76															
77															
78															

AMT
Sign. of Teacher


Sign. of HOD

Sign. Of Principal



Assignment / Quiz Assessment Record

Roll No.	Assignment				Quiz					Course Exit Survey						
	1	2	3	4	1	2	3	4	5	Q.1.	Q.2.	Q.3.	Q.4.	Q.5.	Q.6.	Q.7.
1					5	4	10	10	10	5	5	5	5	4	4	
2					4	4	10	10	10	4	4	4	3	3	3	
3					0	8	10	10	10	2	2	3	3	2	3	
4					3	4	9	10	10	4	4	5	4	4	4	
5					5	8	10	9	9	3	4	3	3	4	3	
6					7	8	10	10	10	3	3	3	2	2	1	
7					5	7	10	10	10	3	3	3	3	3	3	
8					9	7	9	8	10	3	3	3	3	3	3	
9					5	8	10	10	10	5	5	4	4	4	5	
10					8	5	10	10	10	5	4	5	5	4	5	
11					8	9	10	10	10	5	4	4	4	5	4	
12					8	10	9	10	10	4	4	5	4	5	5	
13					7	8	10	10	10	5	4	1	3	5	3	
14					7	9	10	10	10	5	5	5	5	5	5	
15					8	9	10	10	10	3	3	3	3	3	3	
16					8	9	10	10	10	5	5	4	5	4	5	
17					8	7	10	10	10	3	3	2	3	2	3	
18					8	8	10	10	10	3	2	4	3	2	3	
19					6	10	10	10	10	3	4	4	3	5	4	
20					8	NA	10	10	10	4	5	5	5	5	4	
21					5	9	10	10	10	3	3	2	2	3	3	
22					9	10	9	10	10	5	5	5	5	5	5	
23					6	9	9	9	9	3	4	4	3	4	3	
24					8	7	9	9	10	4	4	4	4	3	3	
25					7	8	4	7	4	3	4	4	3	5	4	
26					10	10	9	10	10	3	3	4	4	3	4	
27					10	9	10	8	10	5	4	5	5	4	4	
28					7	9	10	10	10	4	3	3	2	2	3	
29					4	9	10	10	10	5	5	5	4	5	4	
30					5	9	10	10	10	4	4	5	5	4	5	
31					6	9	10	10	10	4	4	5	5	4	4	
32					5	8	10	10	10	3	3	3	3	3	3	
33					10	6	10	10	10	4	4	4	4	4	4	
34					5	9	10	10	10	4	4	4	4	4	4	
35					4	8	NA	10	10	3	5	4	5	5	3	
36					4	6	10	10	10	4	5	5	4	5	5	
37					5	9	10	8	10	3	3	3	3	2	4	
38					9	5	10	10	10	3	3	3	3	4	3	
39					6	6	10	10	10	4	4	4	4	4	4	
40					NA	NA	NA	NA	NA	3	3	3	3	2	4	
41					8	8	10	10	10	4	4	4	4	4	4	
42					5	9	10	10	10	5	5	5	4	5	5	



Assignment / Quiz Assessment Record

Roll No.	Assignment				Quiz					Course Exit Survey						
	1	2	3	4	1	2	3	4	5	Q.1.	Q.2.	Q.3.	Q.4.	Q.5.	Q.6.	Q.7.
43					9	7	10	10	10	4	3	4	3	3	4	
44					3	9	10	10	10	4	4	4	4	4	4	3
45					8	7	10	10	10	3	4	3	3	3	4	2
46					7	9	10	10	10	3	3	4	4	4	4	4
47					1	10	10	10	10	3	4	4	5	4	4	4
48					NA	NA	NA	9	NA	3	5	5	5	5	5	5
49					NA	NA	NA	10	NA	3	4	4	4	5	5	5
50					6	8	10	10	10	4	5	4	3	4	3	3
51					8	8	10	10	10	5	5	5	5	5	5	5
52					7	9	10	9	10	3	3	4	4	3	4	4
53					4	10	10	9	10	4	4	4	4	4	4	5
54					8	5	10	10	10	5	5	5	5	5	5	4
55					5	9	10	10	10	3	4	3	3	3	4	4
56					7	8	10	10	10	4	4	4	3	3	4	4
57					5	9	10	10	10	4	4	4	4	4	4	4
58					8	9	10	10	10	5	5	4	4	5	4	5
59					7	8	10	10	10	5	5	5	5	5	5	5
60					6	9	10	10	10	4	4	4	4	4	4	4
61					6	7	10	10	10	5	5	5	5	5	5	5
62					5	10	10	10	10	3	3	3	3	3	3	3
63					8	8	10	10	10	4	3	4	4	3	2	2
64					8	10	10	10	10	5	5	4	5	4	5	5
65					5	8	10	10	10	4	3	5	5	3	5	5
66					6	7	10	10	10	4	4	5	4	4	5	5
67					5	7	10	10	10	4	3	3	3	3	3	3
68					5	8	10	10	10	3	4	4	3	3	3	3
69					8	9	10	9	10	3	4	4	3	4	5	5
70					4	4	NA	NA	NA	5	5	3	3	3	3	3
71					10	10	10	10	10	5	5	5	5	5	5	5
72																
73																
74																
75																
76																
77																
78																
					6.4	7.9	9.8	9.8	9.9	4	4	4	4	4	4	4


 Sign-of Teacher




 Sign. of HOD

Assessment Tools :

Course Outcomes	Assessment Tool Direct	Maximum Marks	Assessment Tool Indirect
CO1	UT1	8	Course Exit Survey
	MCQ1	10	
CO2	UT1	12	
	MCQ2	10	
CO3	UT2	6	
	MCQ3	10	
CO4	UT2	6	
	MCQ4	10	
CO5	UT2	8	
	MCQ5	10	
CO6	UT1		
	MCQ1		
All TH. Course Outcomes	University TH. Examination	80	--
All Course Outcomes	University OR/PR Examination	25	--

Attainment Levels Versus Target :

CO Attainment Method	Attainment Level		
	1	2	3
University Examination	UPTO 50%	BETWEEN 51 TO 65%	ABOVE 65%
Internal Assessment	UPTO 50%	BETWEEN 51 TO 65%	ABOVE 65%
Course Exit Survey	UPTO 50%	BETWEEN 61 TO 75%	ABOVE 75%




Attainment of Course Outcomes :

Course Outcomes	Direct Method																			Indirect Method	CO Attainment on scale of 3 (0.8Y1 + 0.2Y2)
	Internal Assessment														University			Y1 = (0.4X1 + 0.6X2)			
	Test		Assignment				Quiz					Lab Work	Avg. (X1)	TH. Exam	OR/PR	Avg. (X2)					
	T1	T2	A1	A2	A3	A4	Q1	Q2	Q3	Q4	Q5										
CO1	3						3								3	3	3	3	3	3	3
CO2	3							3							3	3	3	3	3	3	3
CO3		3							3						3	3	3	3	3	3	3
CO4		3								3					3	3	3	3	3	3	3
CO5		3									3				3	3	3	3	3	3	3
CO6															3	3	3	3	3	3	3

Attainment of POs and PSOs through COs:

	PO1	PO2	PO3	PO4	PO5	PO6	PO7	PO8	PO9	PO10	PO11	PO12	PSO1	PSO2	PSO3
CO1	3	1		1	1		2	1					3	1	
CO2	1	1	3	2	2	1	1	2			1	1	1	3	
CO3	1	3	2	1	1	1	1	1	1		1		1	3	
CO4	1	2	2	2	3	3	1	1	1	1	3	1	1	3	
CO5	1	1	2	2	2		1	1	1		1		1	3	
CO6	3		1	2	2	3		3	1	1	3	1	3	2	
	1.67	1.60	2.00	1.67	1.83	2.00	1.50	1.50	1.00	1.00	1.80	1.00	1.67	2.50	


Sign. of Teacher


Sign. of HOD


Sign. Of Principal



PO/PSO	Target	Attainment	%	Observation	Action
PO1	1.67	1.67	100	NA	NA
PO2	1.60	1.60	100	NA	NA
PO3	2.00	2.00	100	NA	NA
PO4	1.67	1.67	100	NA	NA
PO5	1.83	1.83	100	NA	NA
PO6	2.00	2.00	100	NA	NA
PO7	1.50	1.50	100	NA	NA
PO8	1.50	1.50	100	NA	NA
PO9	1.00	1.00	100	NA	NA
PO10	1.00	1.00	100	NA	NA
PO11	1.80	1.80	100	NA	NA
PO12	1.00	1.00	100	NA	NA
PSO1	1.67	1.67	100	NA	NA
PSO2	2.50	2.50	100	NA	NA
Overall Attainment(Avg.)			100		

Handwritten signature




Handwritten signature

RESULT ANALYSIS

Name of Course	Course Code		Maximum Marks	No. of Students Appeared	No. of Students Passed	% of Passing	Highest Mark Obtained	% of Students Secured 60% Marks
Production Planning and Control	MEC703	University Theory Exam	80	71	71	100	73	100
		Term Test	20	71	71	100	20	100
		OR/PR Exam	25	71	71	100	23	100

Ali



[Handwritten signature]

[Handwritten signature]




H. J. Thim Trust's
THEEM COLLEGE OF ENGINEERING

Name of Faculty : Shaikh Sharique Ahmad
Programme : SE Information Technology (C Scheme)
Course Name : Operating System (OS)
Branch : IT
Year : SE

Course Code : ITC403
Semester : IV (2021-22)

TIME TABLE							
Days	Time	10.00 to 10.50	11.00 to 11.50	12.00 to 12.50	02.00 to 02.50	03.00 to 03.50	04.00 to 04.50
Monday		B1 UNIX LAB		OS			
Tuesday		OS					
Wednesday						B2 UNIX LAB	
Thursday				OS			
Friday					B3 UNIX LAB		


Shaikh Sharique Ahmad
Sign. of Teacher





Sign. of HOD

Attainment of Course Outcomes :


Course Outcomes	Direct Method																Indirect Method	CO Attainment on scale of 3 (0.8Y1 + 0.2Y2)		
	Internal Assessment											University			Y1 = (0.4X1 + 0.6X2)	Course Exit Survey (Y2)				
	Test		Assignment				Quiz				Lab Work	Avg. (X1)	TH. Exam	OR/PR			Avg. (X2)			
	T1	T2	A1	A2	A3	A4	Q1	Q2	Q3	Q4										
ITC403.1	3		3								3			3.00	1	3	2.00	2.40	3	2.52
ITC403.2	3		3		2						3			3.00	1	3	2.00	2.40	3	2.52
ITC403.3			3											3.00	1	3	2.00	2.40	3	2.52
ITC403.4		2		3							3			2.67	1	3	2.00	2.27	3	2.41
ITC403.5		1		3							3			2.33	1	3	2.00	2.13	3	2.31
ITC403.6		1		3										2.00	1	3	2.00	2.00	3	2.20

Attainment of POs and PSOs through COs:

	PO1	PO2	PO3	PO4	PO5	PO6	PO7	PO8	PO9	PO10	PO11	PO12	PSO1	PSO2	PSO3
ITC403.1	1.68		2.52											1.68	
ITC403.2			1.68										2.52		
ITC403.3	2.52												2.52		
ITC403.4				2.41											
ITC403.5		2.31													
ITC403.6		1.46											1.46		
Average	2.10	1.89	2.10	2.41									2.17	1.68	


Sign. of Teacher


Sign. of HOD


Sign. Of Principal



PO/PSO	Target	Attainment	% Attainment	Observation	Action
PO1	2.5	2.1	84.00	Close to Result	More Assignment, More Quizes
PO2	2.5	1.89	75.60		
PO3	2.5	2.1	84.00		
PO4	3	2.41	80.33		
PSO1	2.66	2.17	81.58		
PSO2	2	1.68	84.00		
Overall Attainment(Avg.)			81.59		

Charge

Ban



Course Outcomes :

At the end of the course student will be able to:		PO/PSO	Bloom Level
ITC403.1	Understand the basic concepts related to Operating System.	PO-2,3 & PSO-2	Understanding
ITC403.2	Describe the process management policies and illustrate scheduling of processes by CPU.	PO-3 & PSO-1	Remembering
ITC403.3	Explain and apply synchronization primitives and evaluate deadlock conditions as handled by Operating System.	PO-1 & PSO-2	Understanding
ITC403.4	Describe and analyze the memory allocation and management functions of Operating System.	PO-4	Remembering
ITC403.5	Analyze and evaluate the services provided by Operating System for storage management.	PO-2	Evaluating
ITC403.6	Compare the functions of various special-purpose Operating Systems.	PO-2 & PSO-1	Understanding

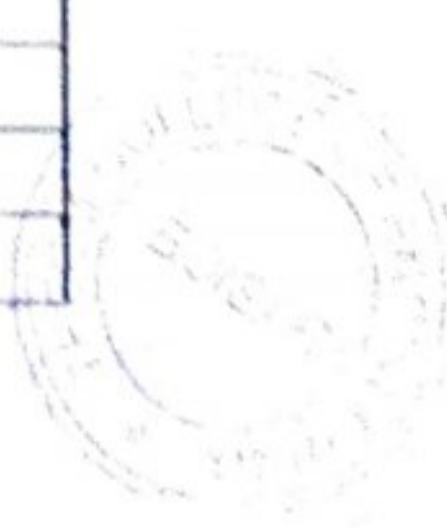
Mapping of CO with PO : (Target Level)

	PO1	PO2	PO3	PO4	PO5	PO6	PO7	PO8	PO9	PO10	PO11	PO12	PSO 1	PSO 2	PSO 3	Correlation Level
ITC403.1	2		3													1 : LOW 2 : MODERATE 3: HIGH
ITC403.2			2											2		
ITC403.3	3												3			
ITC403.4				3									3			
ITC403.5		3														
ITC403.6		2														
Average	2.5	2.5	2.5	3	0	0	0	0	0	0	0	0	2	2	0	



FINAL ASSESSMENT FOR TERM WORK (TW)

Roll No.	Experiment / Tutorial / Assignment / Sheet / Job / Project Activity (Marks out of 10 per Experiment)						AVG. Marks (10)	TH. Attd. (5)	TW Marks (25)	Student Sign.
	1	2	3	4	5	6				
1	0	0	8	0	8	0	0	4	19	Muhammad
2	0	8	8	8	0	0	0	2	16	Abdullah
3	0	0	8	8	0	8	0	3	20	Abdullah
4	0	0	0	0	8	8	0	3	20	Muhammad
5	0	0	8	0	0	0	0	4	21	Abdullah
6	0	0	10	0	8	0	0	5	22	Muhammad
7	0	0	8	0	8	8	0	3	22	Muhammad
8	0	8	0	8	8	0	0	4	21	Abdullah
9	0	0	8	0	8	0	0	3	20	Abdullah
10	0	0	8	0	0	8	0	3	21	Abdullah
11	0	0	0	8	8	0	0	3	18	Abdullah
12	0	0	8	8	8	0	0	3	19	Paul
13	0	8	0	0	8	0	0	3	18	Yusuf
14	0	8	0	8	0	8	0	5	21	Abdullah
15	0	0	8	0	10	0	0	3	20	Abdullah
16	0	0	0	0	0	0	0	1	11	
17	0	8	8	0	8	0	0	3	19	Abdullah
18	8	0	8	0	0	8	0	3	16	Abdullah
19	0	0	8	8	0	0	0	3	19	Abdullah
20	0	0	0	8	0	8	0	3	21	Abdullah
21	8	0	8	0	0	8	0	3	19	Abdullah
22	0	8	0	8	0	0	0	3	18	Abdullah
23	8	8	0	8	0	0	0	3	16	Muhammad
24	8	0	0	8	0	8	0	3	16	Abdullah
25	0	8	8	0	8	0	0	3	17	Abdullah
26	0	8	0	0	8	0	0	3	19	Abdullah
27	0	0	8	0	10	0	0	3	20	I. Mohd Akram
28	0	8	8	0	0	8	0	3	19	Abdullah
29	0	0	0	8	10	0	0	3	20	Abdullah
30	0	0	8	8	0	8	0	3	20	Abdullah
31	0	0	8	0	0	0	0	3	21	Abdullah
32	0	0	8	0	8	8	0	3	20	Abdullah
33	8	8	8	8	0	8	8	3	18	Abdullah
34	0	8	0	0	10	0	0	3	19	Abdullah
35	0	0	8	8	0	0	0	3	18	Abdullah
36	0	8	8	8	0	8	8	3	20	Abdullah
37	0	0	0	0	8	0	0	3	21	Abdullah
38	0	0	0	0	10	0	0	3	21	Abdullah
39	0	8	8	0	8	8	8	3	18	Abdullah
40	8	0	0	8	8	0	0	3	20	Abdullah
41	0	8	0	8	0	0	0	3	20	Abdullah



42	8	8	9	9	9	8	9	2	20	<i>Shaym</i>
43	9	9	8	8	8	9	9	4	21	<i>Prithvi</i>
44	8	9	8	8	9	9	9	3	19	<i>Shafiq</i>
45	9	8	9	9	9	8	9	2	20	<i>Shafiq</i>
46	8	9	9	8	8	9	9	2	20	<i>Shafiq</i>
47	9	8	8	8	8	8	8	2	19	<i>Shafiq</i>
48	9	8	8	9	9	8	9	3	19	<i>Mustaqeem</i>
49	9	9	8	9	10	9	9	4	21	<i>Furqan</i>
50	9	8	8	9	9	8	9	2	18	<i>Fatima</i>
51	9	8	9	8	9	9	9	2	19	<i>Shafiq</i>
52	9	8	8	9	9	9	9	2	20	<i>Shafiq</i>
53	8	9	9	8	8	9	9	3	20	<i>Shafiq</i>
54	8	8	9	8	9	9	9	2	19	<i>Masoor de Kor</i>
55	9	9	8	9	8	9	9	3	21	<i>Shafiq</i>
56	9	9	8	10	9	9	9	3	21	<i>S. Adin</i>
57	9	8	9	8	9	9	9	2	20	<i>Shafiq</i>
58	8	9	8	9	9	8	9	2	20	<i>Shafiq</i>
59	8	9	9	8	9	9	9	2	20	<i>Shafiq</i>
60	9	9	8	8	9	8	9	2	19	<i>Shafiq</i>
61	9	8	9	9	8	9	9	2	19	<i>(A.K.)</i>
62	9	9	8	9	8	8	9	3	20	<i>Prithvi</i>
63	9	8	9	8	9	8	9	2	19	<i>S. Adin</i>
64	9	9	8	9	10	9	9	3	17	<i>Shafiq</i>
65	8	9	8	9	9	8	9	3	16	<i>Shafiq</i>
66	9	8	8	9	8	9	9	3	16	<i>Kivage</i>
67	9	9	9	10	9	8	9	3	21	<i>Prithvi</i>
68	9	9	8	9	9	8	9	3	20	<i>Shafiq</i>
69	9	8	9	9	9	9	9	3	21	<i>Shafiq</i>
SUM	598	584	574	585	595	585				
%	86.67	84.64	83.19	84.78	86.23	84.78				
LAB OC	ITL402.1	ITL402.2	ITL402.2	ITL402.4	ITL402.4	ITL402.5				
Attn	3	3	3	3	3	3				

Shafiq

Sign. of Teacher

Shafiq

Sign. of HOD


Shafiq

Sign. Of Principal



TEST MARKS

Roll No.	Term Test I			Term Test II				AVG. Test Marks (Out of 20)	University TH. Exam Marks (Out of 80)	University OR/PR Exam Marks (Out of 25)
	Q.1	Q.2	Total	Q.1	Q.2	Q.3	Total			
	10	10	Marks 20	(A) 10	5	5	Marks 20			
1	10	8	18	5	3	3	11	15	44	22
2	10	7	17	1	0	1	2	10	32	14
3	10	8	18	4.5	1.5	3	9	14	32	15
4	10	7	17	7.5	0	3.5	11	14	38	20
5	10	8	18	9.5	2.5	2	14	16	39	20
6	10	7	17	8.5	4	3.5	16	17	56	22
7	10	6	16	9.5	3.5	4	17	17	52	22
8	10	7	17	7	1.5	1.5	10	17	40	17
9	9	7	16	10	4	3	17	17	60	20
10	10	8	18	9.5	3	4.5	17	18	52	22
11	10	7	17	4	2	2	8	13	46	20
12	10	8	18	8	3	2	13	16	50	20
13	10	7	17	9	4	3	16	17	47	22
14	10	7	17	10	4	3	17	17	46	22
15	10	8	18	9.5	3.5	1	14	16	48	21
16	9	8	17	0	0	0	0	9	AB	AB
17	10	8	18	5.5	2.5	3	11	15	38	20
18	10	6	16	2.5	2.5	3	8	12	33	18
19	10	8	18	7	3	3	13	16	40	18
20	9	8	17	6.5	2.5	2	11	14	17	21
21	10	7	17	8	3	1	12	15	40	22
22	10	7	17	6	0	0	6	12	50	18
23	10	6	16	5	2	1	8	12	32	17
24	9	7	16	3.5	2	2.5	8	12	32	17
25	9	7	16	6.5	1.5	0	8	12	35	15
26	10	8	18	2	3	3	8	13	41	19
27	10	8	18	5	1	3	9	14	34	16
28	9	7	16	4	2	1	7	12	37	18
29	10	7	17	3	1	2	6	12	33	19
30	10	7	17	5	2	3	10	14	53	17
31	10	8	18	9	3	2	14	16	42	20
32	10	7	17	1	2	0	3	10	32	20
33	10	7	17	1	1	0	2	10	19	17
34	10	7	17	5	0	4	9	13	32	19
35	10	8	18	8	3	4	15	17	52	21
36	9	8	17	6.5	4	3.5	14	16	51	18
37	10	8	18	7	3.5	3.5	14	16	43	21
38	10	8	18	7	3	1	11	15	39	21
39	10	8	18	5	3	3	11	15	48	17
40	10	7	17	7	1.5	2.5	11	14	43	20
41	10	0	10	5	3	3	11	11	20	19
42	10	7	17	9	1	3	13	15	32	19
43	10	8	18	8	2.5	3.5	14	16	46	20



44	9	6	15	0	3	2	5	10	25	15
45	10	7	17	8	4	2	14	16	39	20
46	10	7	17	5	1	3	9	13	42	19
47	10	8	18	8	3	0	11	15	36	20
48	10	7	17	8	0	0	8	13	54	19
49	10	7	17	8	3.5	2.5	14	16	39	22
50	10	7	17	7	2	2	11	14	43	21
51	10	7	17	4	1	0	5	11	32	20
52	10	6	16	9.5	2.5	4	16	16	33	18
53	10	6	16	5.5	2.5	2	10	13	32	18
54	10	6	16	8.5	2.5	2	13	15	51	20
55	10	7	17	3	3.5	1.5	8	13	35	18
56	10	7	17	8	4	3	15	16	37	20
57	10	8	18	4	3	3	10	14	35	16
58	10	7	17	8	2	0	10	13	34	18
59	10	7	17	8.5	3	3.5	15	16	39	18
60	10	6	16	5	2	3	10	13	42	16
61	10	7	17	7.5	2	3.5	13	15	40	19
62	9	7	16	5	3	4	12	14	44	20
63	10	6	16	5	1	3	9	13	34	18
64	10	6	16	4	2.5	3.5	10	13	38	16
65	10	8	18	4	2	1	7	13	33	15
66	10	6	16	5.5	2.5	4	12	14	43	15
67	10	8	18	8	3	0	11	15	44	22
68	10	7	17	6	3	4	13	15	37	21
69	10	6	16	4	2	4	10	13	32	21
SUM	681	487		417.5	161.5	161		974	2689	1291
%	98.70	70.58		60.51	46.81	46.67		70.58	48.71	74.84
CO	ITC403.1	ITC403.2		ITC403.4	ITC403.5	ITC403.6		ITC403.1	ITC403.2	ITC403.3
Attn	3	3		2	1	1		2	1	3

Charge

Sign. of Teacher

Sam

Sign. of HOD

[Signature]

Sign. Of Principal



Assignment / Quiz Assessment Record

Roll No.	Assignment				Quiz				Course Exit Survey					
	1 Max 10	2 Max 10	3	4	1	2	3	4	Q.1. 5	Q.2. 5	Q.3. 5	Q.4. 5	Q.5. 5	Q.6. 5
1	9	9							4	4	3	4	4	5
2	8	9							3	3	4	3	4	5
3	8	8							5	5	5	5	3	4
4	9	8							3	5	4	3	5	5
5	10	9							4	3	3	3	3	5
6	10	10							3	5	4	5	4	5
7	9	9							5	5	5	5	4	3
8	8	8							4	3	4	3	4	5
9	9	10							5	4	5	4	4	5
10	9	9							3	3	4	3	4	5
11	9	9							5	5	5	5	4	3
12	9	9							3	3	5	3	4	5
13	8	9							5	5	4	4	4	5
14	9	9							5	3	5	4	3	3
15	9	8							4	4	4	4	3	5
16	0	0							5	5	5	3	3	3
17	9	9							3	4	5	5	4	5
18	8	8							5	5	3	3	3	3
19	8	8							5	3	5	3	4	4
20	9	9							3	5	5	4	3	3
21	9	8							5	5	5	4	3	4
22	8	8							3	3	5	3	4	5
23	8	8							3	5	5	5	3	5
24	8	9							5	3	3	3	3	3
25	9	9							5	4	4	5	5	3
26	8	9							3	4	4	4	3	5
27	9	9							3	5	4	3	4	3
28	9	8							5	3	3	4	5	4
29	9	10							5	4	4	4	3	5
30	8	8							4	5	3	4	5	4
31	9	9							3	4	3	3	3	4
32	8	8							3	3	3	4	5	4
33	8	8							4	3	4	4	4	3
34	9	9							3	5	3	4	4	4
35	9	8							3	5	4	4	3	3
36	8	8							4	3	5	4	4	5
37	9	8							3	5	5	5	4	5
38	9	8							5	5	5	5	3	5
39	8	8							5	3	3	3	5	5
40	9	8							4	3	3	3	3	5
41	8	9							3	5	3	3	4	5
42	9	8							5	5	5	4	4	5
43	8	9							5	4	3	3	4	5

44	8	8						3	4	5	4	4	5
45	9	9						5	5	4	3	4	5
46	8	8						4	4	5	5	5	3
47	8	8						5	5	3	4	3	5
48	8	8						3	5	5	3	5	5
49	9	8						5	5	5	3	5	4
50	8	9						5	5	5	5	5	4
51	9	10						5	4	3	3	3	4
52	9	8						4	5	4	5	4	4
53	8	9						5	3	4	3	3	4
54	8	8						5	4	3	4	4	4
55	8	9						3	4	5	5	3	3
56	8	8						5	5	3	5	3	4
57	9	9						3	4	5	5	4	5
58	9	8						3	4	3	4	3	5
59	9	8						4	3	3	3	3	3
60	8	8						4	4	5	5	5	3
61	9	8						3	4	3	4	4	5
62	8	9						3	3	5	5	5	3
63	9	9						5	3	4	3	4	5
64	10	9						3	5	5	5	5	4
65	8	8						5	3	3	3	3	5
66	8	8						4	5	4	4	3	3
67	9	8						5	3	4	4	3	4
68	9	9						3	5	4	5	5	4
69	9	8						5	3	4	4	3	4
SUM	585	580						280	283	282	270	263	292
%	84.78	84.06						81.16	82.03	81.74	78.26	76.23	84.64
CO	ITC403.1 ITC403.2 ITC403.3	ITC403.4 ITC403.5 ITC403.6						ITC403.1	ITC403.2	ITC403.3	ITC403.4	ITC403.5	ITC403.6
Attn	3	3						3	3	3	3	3	3

Charge

San

[Signature]


Assessment Tools :

Course Outcomes	Assessment Tool Direct	Maximum Marks	Assessment Tool Indirect
ITC403.1	Unit Test-I	10	Course Exit Survey
	Exp 1	10	
	Assignment-I	4	
ITC403.2	Unit Test-I	10	
	Exp 2,3	20	
	Assignment-I	4	
ITC403.3	Assignment-I	2	
ITC403.4	Unit Test-II	7	
	Exp 4,5	20	
	Assignment-II	4	
ITC403.5	Unit Test-II	7	
	Exp 6	10	
	Assignment-II	4	
ITC403.6	Unit Test-II	6	
	Assignment-II	2	
All TH. Course Outcomes	University TH. Examination	80	--
All Course Outcomes	University OR/PR	25	--

Attainment Levels Versus Target :

CO Attainment Method	Attainment Level		
	1	2	3
University Examination	≥ 40	≥ 50	≥ 60
Internal Assessment	≥ 50	≥ 60	≥ 70
Course Exit Survey	≥ 50	≥ 60	≥ 70

Chalga

[Signature]

[Signature]

RESULT ANALYSIS

Name of Course	Course Code		Maximum Marks	No. of Students Appeared	No. of Students Passed	% of Passing	Highest Mark Obtained	% of Students Secured 60% Marks
Operating System	ITC403	University Theory Exam	80	69	65	94.2	60	18.84
		Term Test	20	69	69	100	18	89.86
		OR/PR Exam	25	69	69	100	22	97.10

[Handwritten Signature]



[Handwritten Signature]



H. J. Thim Trust's
THEEM COLLEGE OF ENGINEERING

Name of Faculty : Prof. Ansar Sheikh
Programme : Civil Engg.
Course Name : QSEV
Division :
Year : BE

Course Code : CEC 701
Semester : VII

		TIME TABLE						
Days	Time	10 TO 10.50	11 TO 11.50	12 TO 12.50	B R E A K		2 TO 3	3 TO 4
Monday		QSEV						
Tuesday								
Wednesday				QSEV			QSEV PR	
Thursday								
Friday				QSEV				

Ansar Sheikh


Sign. of Teacher

Sign. of HOD

H. O. D.

Dept. of Civil Engg.

Theem College of Engineering, Boisar, 401501




Course Outcomes :

At the end of the course student will be able to:		PO/PSO	Bloom Level
CEC 701.1	Apply the measurement systems to various civil engineering items of work	Po4 /Pso 1	Apply
CEC 701.2	Draft the specifications for various items of work & determine unit rates of items of work	Po 5 /Pso 1	Apply
CEC 701.3	Estimate approximate cost of the structures by using various methods & prepare detailed estimates of various civil engineering structures by referring drawings.	Po 3 /Pso 1	Analyze
CEC 701.4	Assess the quantities of earthwork & construct mass haul diagrams.	Po 3 /Pso 1	Evaluate
CEC 701.5	Draft tender notice & demonstrate the significance of the tender as well as contract procedure.	Po 4 /Pso 1	Apply
CEC 701.6	Determine the present fair value of any constructed building at stated time.	Po 4 /Pso 1	Understand

Mapping of CO with PO : (Target Level)


	PO1	PO2	PO3	PO4	PO5	PO6	PO7	PO8	PO9	PO10	PO11	PO12	PSO 1	PSO 2	PSO 3	Correlation Level
CEC 701.1				2										2		1: LOW 2: MODERATE 3: HIGH
CEC 701.2					2									2		
CEC 701.3			2											2		
CEC 701.4			2											2		
CEC 701.5				2										2		
CEC 701.6				2										2		
AVG			2	2	2									2		



VIII - QSEV - 2020-21

FINAL ASSESSMENT FOR TERM WORK (TW)

Roll No.	Experiment / Tutorial / Assignment / Sheet / Job / Project Activity (Marks out of ___ per Experiment)														AVG. Marks ()	Attd . ()	TW Mark s ()	Student Sign.	
	1	2	3	4	5	6	7	8	9	10	11	12	13	14					
1																	80	18	
2																	0	16	
3																	69	20	
4																	51	12	
5																	77	15	
6																	0	16	
7																	37	12	
8																	46	15	
9																	0	16	
10																	11	16	
11																	77	13	
12																	46	15	
13																	74	16	
14																	6	18	
15																	43	12	
16																	74	18	
17																	80	19	
18																	77	20	
19																	80	22	
20																	100	23	
21																	100	22	
22																	43	18	
23																	46	17	
24																	6	12	
25																	29	13	
26																	63	19	
27																	91	22	
28																	83	21	
29																	80	19	
30																	74	21	
31																	60	21	
32																	0	12	
33																	97	19	
34																	14	14	
35																	60	20	
36																	54	21	
37																	57	21	
38																	80	21	
39																	94	21	
40																	60	19	
41																	31	17	




FINAL ASSESSMENT FOR TERM WORK (TW)

Roll No.	Experiment / Tutorial / Assignment / Sheet / Job / Project Activity (Marks out of ___ per Experiment)														AVG. Marks ()	Attd . ()	TW Mark s ()	Student Sign.	
	1	2	3	4	5	6	7	8	9	10	11	12	13	14					
43																	66	20	
44																	91	22	
45																	34	18	
46																	100	16	
47																	40	21	
48																	20	18	
49																	100	15	
50																	23	23	
51																	29	15	
52																	91	16	
53																	0	23	
54																	69	12	
55																	46	19	
56																	86	18	
57																	60	12	
58																	26	22	
59																	100	19	
60																	69	17	
61																	71	22	
62																	66	20	
63																	91	19	
64																	43	18	
65																	77	22	
66																	20	18	
67																	31	22	
68																	0	14	
69																	0	12	
70																			
71																			
72																			
73																			
74																			
75																			
76																			
77																			
78																			

Anson Sheikh
Sign. of Teacher

[Signature]
Sign. of HOD


[Signature]
Sign. of Principal



H. O. D.
Dept. of Civil Engg.
Theem College of Engineering

TEST MARKS

Roll No.	Term Test I						Term Test II						AVG. Test Marks	Unverslt y TH. Exam Marks	Unverslt y OR/PR Exam Marks
	Q.1 (A)	Q.1 (B)	Q.1 (C)	Q.2	Q.3	Total Marks	Q.1 (A)	Q.1 (B)	Q.1 (C)	Q.2	Q.3	Total Marks			
1						11						11	11	52	18
2						15						13	14	49	15
3						14						16	15	58	18
4						13						12	13	61	12
5						12						10	11	51	17
6						14						15	15	50	17
7						14						14	14	55	AB
8						18						13	16	45	17
9						14						14	14	56	17
10						8						10	9	48	17
11						12						10	11	55	18
12						15						11	13	52	18
13						14						9	12	49	17
14						14						15	15	55	17
15						11						10	11	52	18
16						10						17	14	40	17
17						9						11	10	49	18
18						13						14	14	60	18
19						19						11	15	56	17
20						18						15	17	55	22
21						16						16	16	60	22
22						15						14	15	46	16
23						14						14	14	56	16
24						AB						AB	AB	50	14
25						10						14	12	54	15
26						15						15	15	60	20
27						15						11	13	51	22
28						15						15	15	60	18
29						16						10	13	50	17
30						18						15	17	57	18
31						15						14	15	50	18
32						14						10	12	55	15
33						14						9	12	54	19
34						9						9	9	53	AB
35						15						13	14	59	18
36						13						16	15	61	17
37						14						15	15	11	17
38						12						11	11	55	19
39						12						8	10	60	17
40						13						15	14	60	16
41						14						14	14	51	16
42						13						12	13	53	16



TEST MARKS

Roll No.	Term Test I						Term Test II					AVG. Test Marks	Unversit y TH. Exam Marks	Unversit y OR/PR Exam Marks	
	Q.1 (A)	Q.1 (B)	Q.1 (C)	Q.2	Q.3	Total Marks	Q.1 (A)	Q.1 (B)	Q.1 (C)	Q.2	Q.3				Total Marks
43						17						9	13	57	18
44						14						16	15	56	18
45						16						10	13	51	17
46						9						7	8	51	16
47						16						10	13	58	18
48						13						10	12	50	7
49						11						10	11	52	22
50						19						15	17	51	12
51						12						10	11	56	12
52						15						14	15	71	20
53						18						11	15	56	7
54						11						14	13	58	15
55						16						10	13	48	15
56						13						15	14	66	7
57						17						10	14	58	18
58						16						8	12	48	15
59						12						13	13	60	17
60						15						16	16	57	19
61						15						11	13	55	18
62						14						14	14	56	17
63						15						15	15	58	17
64						16						14	15	49	19
65						11						9	10	55	17
66						15						14	15	48	18
67						14						6	10	30	15
68						AB						AB	Ab	54	7
69						Ab						AB	Ab	40	7
70															
71															
72															
73															
74															
75															
76															
77															
78															

Aman Sheikh
Sign. of Teacher

[Signature]
Sign. of HOD
H. O. D.
Dept. of Civil Engg.


[Signature]
Sign. Of Principal



Them College of Engineering, Durgam, 501

Assignment / Quiz Assessment Record

Roll No.	Assignment				Quiz				Course Exit Survey						
	1	2	3	4	1	2	3	4	Q.1.	Q.2.	Q.3.	Q.4.	Q.5.	Q.6.	Q.7.
1									3	3	5	5	5	3	5
2									1	3	5	5	5	3	5
3									3	3	5	5	5	3	5
4									3	3	5	5	5	3	5
5									3	3	5	5	5	3	5
6									5	3	5	5	5	3	5
7									3	3	5	5	5	3	5
8									3	3	5	5	5	3	5
9									5	3	5	5	5	3	5
10									3	3	5	5	5	3	5
11									3	3	5	5	5	3	5
12									3	3	5	5	5	3	5
13									1	3	5	5	5	3	5
14									3	3	5	5	5	3	5
15									3	3	5	5	5	3	5
16									5	3	5	5	5	5	1
17									5	3	5	5	5	5	1
18									5	3	5	5	5	5	1
19									5	3	5	5	5	5	5
20									5	3	5	5	5	5	1
21									5	3	5	5	5	5	5
22									5	3	5	5	5	5	1
23									5	3	5	5	5	5	5
24									5	3	5	5	5	5	1
25									5	3	5	5	5	5	1
26									5	3	5	5	5	5	5
27									5	3	5	5	5	5	1
28									5	3	5	5	5	5	1
29									5	3	5	5	5	5	3
30									5	3	5	5	5	5	1
31									5	3	5	5	5	5	3
32									5	3	5	5	5	5	1
33									5	3	5	5	5	5	1
34									5	3	5	5	5	5	1
35									5	3	5	5	5	5	3
36									5	3	5	5	5	5	1
37									5	3	5	5	5	5	1
38									5	3	5	5	5	5	5
39									5	3	5	5	5	5	1
40									5	3	5	5	5	5	1
41									5	3	5	5	5	5	1
42									5	3	5	5	5	5	3



Assignment / Quiz Assessment Record

Roll No.	Assignment				Quiz				Course Exit Survey						
	1	2	3	4	1	2	3	4	Q.1.	Q.2.	Q.3.	Q.4.	Q.5.	Q.6.	Q.7.
43									5	3	5	5	5	5	1
44									3	3	5	5	5	3	5
45									5	3	5	5	5	5	1
46									5	3	5	5	5	5	3
47									5	3	5	5	5	5	1
48									5	3	5	5	5	5	3
49									5	3	5	5	5	5	1
50									5	3	5	5	5	5	1
51									5	3	5	5	5	5	5
52									5	3	5	5	5	5	1
53									5	3	5	5	5	5	5
54									5	3	5	5	5	5	1
55									3	3	5	5	5	3	5
56									3	3	5	5	5	3	5
57									3	3	5	5	5	3	1
58									5	3	5	5	5	3	5
59									3	3	5	5	5	3	5
60									1	3	5	5	5	3	3
61									3	3	5	5	5	3	5
62									3	3	5	5	5	3	1
63									5	3	5	5	5	3	5
64									3	3	5	5	5	3	3
65									3	3	5	5	5	3	5
66									5	3	5	5	5	3	1
67									3	3	5	5	5	3	5
68									3	3	5	5	5	3	5
69									5	3	5	5	5	3	5
70															
71															
72															
73															
74															
75															
76															
77															
78															

Boisar sharma
Sign. of Teacher

[Signature]
Sign. of HOD

H. O. D.

Dept. of Civil Engg.

Theem College of Engineering, Boisar, 401501



Assessment Tool Direct	Maximum Marks	Assessment Tool Indirect
TEST-I	10	Course Exit Survey
ASSIGNMENT-I		
TEST-I	10	
ASSIGNMENT-II		
TEST-I	10	
ASSIGNMENT-II		
TEST-II	10	
ASSIGNMENT-IV		
TEST-II	10	
ASSIGNMENT-V		
TEST-II	10	
ASSIGNMENT-VI		
University TH. Examination	80	--
University OR/PR	25	--

Assessment Target :

Assessment Target		
Attainment Level		
1	2	3
50 TO 55	56 TO 60	61 ABOVE
55 TO 60	61 TO 65	66 ABOVE
60 TO 70	71 TO 80	81 TO 90



Attainment of Course Outcomes :

Course Outcomes	Direct Method																Indirect Method	CO Attainment on scale of 3 (0.8Y1 + 0.2Y2)		
	Internal Assessment										University				Course Exit Survey (Y2)					
	Test	Assignment				Quiz				Lab Work	Avg. (X1)	TH. Exam	OR/PR	Avg. (X2)		Y1 = (0.4X1 + 0.6X2)				
		T1	A1	A2	A3	A4	Q1	Q2	Q3										Q4	
CEC 701.1	3		3												3		3	3	3.00	3
CEC 701.2	3			3											3	3	3	3.00	3	3.00
CEC 701.3	3				3										3	3	3	3.00	3	3.00
CEC 701.4	2					3									3	3	3	2.7	3	2.87
CEC 701.5	2						3								3	3	3	2.7	3	2.87
CEC 701.6	1						3								3	3	3	2.3	3	2.73

Attainment of POs and PSOs through COs:

	PO1	PO2	PO3	PO4	PO5	PO6	PO7	PO8	PO9	PO10	PO11	PO12	PSO1	PSO2	PSO3
CEC 701.1	3.00													3.00	
CEC 701.2			3.00											3.00	
CEC 701.3					3.00									3.00	
CEC 701.4		2.89												2.89	
CEC 701.5			2.89											2.89	
CEC 701.6				2.79										2.79	
Average	3.00	2.89	2.95	2.79	3.00									2.93	

Arjun Shakti
Sign. of Teacher




H. O. B.
Sign. of HOD
Dept. of Civil Engg.

Theem College of Engineering, Boisar, 401501

Sign. Of Rincipal

PO/PSO	Target	Attainment	% Attainment	Observation	Action
PO 1	3	3.00	100.00		
PO 2	3	2.89	96.33	Good Attainment Level obtained	
PO 3	3	2.95	98.33		
PO 4	3	2.79	93.00		
PO 5	3	3.00	100.00		
PSO 1	3	2.93	97.67		
Overall Attainment(Avg.)			97.5		





H. J. Thim Trust's
THEEM COLLEGE OF ENGINEERING


Name of Faculty : Navjyothi A. Kulela
Programme :
Course Name : CNC PG
Division :
Year : FE/SE/TE/BE

Course Code : EEC 303
Semester : III

TIME TABLE										
Days	Time	9:15	10:15	11:15		1:00	2:00	3:00	4:00	
		10:15	11:15	12:15		2:00	3:00	4:00	5:00	
Monday						CNCPG	EL-I (B1)			
Tuesday			CNCPG				EL-I (B2)			
Wednesday										
Thursday						CNCPG				
Friday				EL-I (B3)			CNCPG			


Sign. of Teacher


Sign. of HOD




Course Outcomes :

At the end of the course student will be able to:		PO/PSO	Bloom Level
EEC 303.1	To analyse the Economics of Power generation	P001/P002	Understanding / Analysing
EEC 303.2	To illustrate, the operation of thermal power plant	P001/P002	Understanding / Analysing
EEC 303.3	To describe, the classification of hydro P.P. and significance of hydrograph	P001/P002/P004	Understanding / Analysing
EEC 303.4	To illustrate, The operation of Nuclear power plant.	P001/P002	Understanding / Analysing
EEC 303.5	To compare the operation of diesel and gas turbine power plant.	P001/P002	Understanding / Analysing
EEC 303.6	To illustrate operation of various Non-conventional Energy sources.	P001/P002	Understanding / Analysing


Mapping of CO with PO : (Target Level)

	PO1	PO2	PO3	PO4	PO5	PO6	PO7	PO8	PO9	PO10	PO11	PO12	PSO1	PSO2	PSO3	Correlation
CO1	02	03	-	-	-	-	-	-	-	-	-	-	02	-	-	1: LOW 2: MODERATE 3: HIGH
CO2	03	02	-	-	-	-	-	-	-	-	-	-	02	-	-	
CO3	03	03	-	00	-	-	-	-	-	-	-	-	02	-	-	
CO4	02	03	-	-	-	-	-	-	-	-	-	-	02	00	-	
CO5	03	03	-	-	-	-	-	-	-	-	-	-	02	-	-	
CO6	03	03	-	-	-	-	-	-	-	-	-	-	02	-	-	
	03	03											02	00	-	



FINAL ASSESSMENT FOR TERM WORK (TW)

Roll No.	Experiment / Tutorial / Assignment / Sheet / Job / Project Activity (Marks out of 10 per Experiment)														AVG. Marks (29)	TH. Attd. (5)	TW Marks (25)	Student Sign.
	1	2	3	4	5	6	7	8	9	10	11	12	13	14				
1	9	8	8	8	7	7	7	8		10	9	8	8		12	5	17	<i>[Signature]</i>
2	6	6	6	6	6	8	8	8		10	5	8	8		11	5	16	<i>[Signature]</i>
3	8	9	9	9	10	8	8	8		10	9	8	9		16	5	21	<i>[Signature]</i>
4	9	8	8	9	7	8	8	8		10	9	8	9		12	5	17	<i>[Signature]</i>
5	6	6	7	8	7	8	8	8		8	9	7	8		17	5	22	<i>[Signature]</i>
6	7	8	8	8	7	7	8	8		9	6	7	8		9	5	14	<i>[Signature]</i>
7	6	7	7	6	6	7	7			5	6	7	8		9	5	14	<i>[Signature]</i>
8	7	6	6	7	7	8	7	7		8	7	8	8		12	5	17	<i>[Signature]</i>
9	8	8	9	9	9	8	8	8		9	9	8	8		10	5	15	<i>[Signature]</i>
10	7	7	7	7	6	7	7	7		6	6	6	6		10	5	15	<i>[Signature]</i>
11	7	7	8	8	7	7	6	7		7	7	8	9		9	5	14	<i>[Signature]</i>
12	8	7	7	8	6	6	7	7		9	8	8	7		11	5	16	<i>[Signature]</i>
13	7	7	7	7	7	7	7	7		9	8	8	7		11	5	16	<i>[Signature]</i>
14	7	6	7	7	7	8	8	8		8	9	8	8		12	5	17	<i>[Signature]</i>
15	6	6	6	7	7	8	8	8		7	8	6	8		10	5	15	<i>[Signature]</i>
16	7	7	7	7	8	8	8	8		7	7	8	8		12	5	17	<i>[Signature]</i>
17	7	7	8	8	7	7	6	7		7	7	8	8		10	5	15	<i>[Signature]</i>
18	7	7	7	7	7	7	7	7		8	7	6	6		11	5	16	<i>[Signature]</i>
19	7	7	2	7	7	7	7	8		6	7	8	8		10	5	15	<i>[Signature]</i>
20	7	8	8	8	8	8	8	8		8	8	8	8		9	5	14	<i>[Signature]</i>
21	7	8	7	8	7	8	7	7		8	8	8	8		9	5	14	<i>[Signature]</i>
22	9	9	7	7	8	7	7	7		9	9	8	8		9	5	14	<i>[Signature]</i>
23	7	7	9	8	7	7	8	7		9	9	9	9		10	5	15	<i>[Signature]</i>
24	8	8	4	7	6	7	7	7		8	6	8	8		11	5	16	<i>[Signature]</i>
25	8	8	8	8	8	8	8	8		8	9	8	8		13	5	18	<i>[Signature]</i>
26	8	8	8	7	8	7	8	8		8	7	7	8		17	5	22	<i>[Signature]</i>
27	8	8	5	5	7	7	7	7		8	7	7	7		11	5	16	<i>[Signature]</i>
28	7	8	8	8	7	7	7	7		7	8	6	7		10	5	15	<i>[Signature]</i>
29	7	7	4	7	7	7	7	7		7	7	7	8		9	5	14	<i>[Signature]</i>
30	9	9	9	9	8	7	7	7		9	9	8	7		10	5	15	<i>[Signature]</i>
31	7	7	7	7	7	6	7	7		9	8	8	8		10	5	15	<i>[Signature]</i>
32	6	6	7	7	7	7	7	7		6	6	7	7		9	5	14	<i>[Signature]</i>
33	7	7	7	8	8	8	7	7		6	6	7	7		9	5	14	<i>[Signature]</i>
34	8	8	7	8	9	8	8	8		8	8	8	8		13	5	18	<i>[Signature]</i>
35	7	7	6	7	7	7	8	8		7	7	8	7		8	5	13	<i>[Signature]</i>
36	7	7	8	8	7	7	7	7		9	9	8	9		13	5	18	<i>[Signature]</i>
37	9	9	8	7	8	8	8	8		8	8	7	8		10	5	15	<i>[Signature]</i>
38	9	9	8	7	8	8	8	8		7	7	8	7		10	5	15	<i>[Signature]</i>
39	6	6	7	7	7	7	7	8		8	6	8	8		11	5	16	<i>[Signature]</i>
40	9	9	8	8	8	8	8	8		8	9	7	8		12	5	17	<i>[Signature]</i>
41	8	7	4	7	7	7	8	8		8	8	8	8		5	5	15	<i>[Signature]</i>
42	6	7	7	8	8	8	8	8		7	7	8	8		5	5	15	<i>[Signature]</i>




FINAL ASSESSMENT FOR TERM WORK (TW)

Roll No.	Experiment / Tutorial / Assignment / Sheet / Job / Project Activity (Marks out of ___ per Experiment)														AVG. Marks (20)	TH. Attd. (5)	TW Marks (25)	Student Sign.
	1	2	3	4	5	6	7	8	9	10	11	12	13	14				
43	7	7	7	5	6	7	7	7		6	6	6	7		11	5	16	<i>[Signature]</i>
44	8	8	7	9	8	8	8	8		9	9	8	8		11	5	16	<i>[Signature]</i>
45	7	7	7	7	7	7	7	7		8	8	8	7		9	5	14	<i>[Signature]</i>
46	6	7	7	7	7	8	8	8		7	8	8	8		9	5	14	<i>[Signature]</i>
47	7	7	7	7	7	7	7	7		6	6	7	7		8	5	13	<i>[Signature]</i>
48	5	6	6	6	6	7	7	7							5	5	11	<i>[Signature]</i>
49																		
50																		
51																		
52																		
53																		
54																		
55																		
56																		
57																		
58																		
59																		
60																		
61																		
62																		
63																		
64																		
65																		
66																		
67																		
68																		
69																		
70																		
71																		
72																		
73																		
74																		
75																		
76																		
77																		
78																		

[Signature]
 Sign. of Teacher
 (Prof. Navajyothi Katarla)


[Signature]
 Sign. of HOD

[Signature]
 Sign. Of Principal



TEST MARKS


Roll No.	Term Test I						Term Test II						AVG. Test Marks	University TH. Exam Marks	University OR/PR Exam Marks
	Q.1 (A)	Q.1 (B)	Q.1 (C)	Q.2	Q.3	Total Marks	Q.1 (A)	Q.1 (B)	Q.1 (C)	Q.2	Q.3	Total Marks			
1	6	3		2	4	15	06	-		04	05	15	15	40	
2	6	3		2	3	14	06	04		-	02	12	13	32	
3	6	2		5	2	15	04	02		02	03	11	13	54	
4	6	4		4	2	16	02	01		03	01	7	12	42	
5	5	3		5	3	16	06	02		-	03	11	14	44	
6	5	3		3	2	13	02	01		02	-	5	09	36	
7	5	2		4	3	14	02	02		02	00	6	10	39	
8	6	4		4	0	14	01	04		03	-	8	11	33	
9	6	0		02	29	12	04	06		03	02	15	14	39	
10							01	02		03	-	6	03	32	
11	4	3		4	3	14	03	04		-	-	7	11	39	
12	6	2		2	3	11	04	04		02	-	10	11	36	
13	4	4		3	1	12	01	04		02	-	7	10	35	
14	5	4		3	2	14	04	04		02	04	14	14	40	
15	2	3		3	2	10	05	04		03	-	12	11	33	
16	3	3		2	3	11	05	04		04	-	13	12	45	
17	3	4		2	3	12	03	04		03	-	10	11	41	
18	4	3		3	0	10	05	02		03	-	10	10	32	
19	5	4		2	1	12	06	03		04	02	15	14	41	
20	6	4		1	0	11	02	-		04	05	11	11	34	
21	4	3		1	0	8	02	03		03	-	8	08	41	
22	5	4		3	2	14	05	04		03	-	12	13	34	
23	4	4		2	0	10	05	04		04	-	13	12	46	
24	4	4		4	0	12	02	02		03	04	11	12	44	
25	5	4		4	2	15	03	01		03	04	11	13	40	
26	5	3		4	0	12	05	03		-	-	8	10	41	
27	6	4		2	3	15	02	02		04	-	8	12	47	
28	6	4		3	2	15	03	04		03	-	10	13	38	
29	4	4		2	2	12	04	03		-	04	11	12	39	
30	3	3		2	3	11	-	03		04	04	11	11	36	
31	6	4		3	2	15	05	04		04	03	16	16	48	
32	6	0		4	3	13	01	04		03	04	12	13	42	
33	6	2		3	3	14	04	02		02	-	8	11	32	
34	5	4		3	2	14	04	02		03	05	14	14	32	
35	5	4		3	1	13	04	04		-	-	8	11	32	
36	5	4		3	3	15	05	03		-	-	8	13	47	
37	6	4		4	3	17	05	-		02	-	7	12	32	
38							02	-		01	-	3	02	32	
39	3	2		4	1	10	03	01		04	-	8	09	46	
40	6	3		4	4	17	02	02		01	-	5	11	28	
41	5	4		3	2	14	02	04		-	-	6	10	32	
42	4	4		3	3	14	04	04		03	-	11	13	37	



TEST MARKS

Roll No.	Term Test I						Term Test II						AVG. Test Marks	University TH. Exam Marks	University OR/PR Exam Marks
	Q.1 (A)	Q.1 (B)	Q.1 (C)	Q.2	Q.3	Total Marks	Q.1 (A)	Q.1 (B)	Q.1 (C)	Q.2	Q.3	Total Marks			
43	3	4		3	0	10	05	03		04	-	12	11	41	
44	5	4		4	3	16	05	02		04	-	11	14	42	
45	5	4		2	0	11	-	04		04	-	08	10	32	
46	5	4		2	4	15	04	04		04	-	12	14	34	
47	4	2		2	1	9	04	04		02	01	11	10	36	
48	-	-		-	-	00	00	02		-	01	3	02	38	
49															
50															
51															
52															
53															
54															
55															
56															
57															
58															
59															
60															
61															
62															
63															
64															
65															
66															
67															
68															
69															
70															
71															
72															
73															
74															
75															
76															
77															
78															

Avg. marks = $\frac{555}{48} = 11.56$
 % attainment = 60%
 attainment level = 2




Sign. of Teacher
 (Prof. Navajyothi Katela)

Sign. of HOD

Sign. of Principal


Assignment / Quiz Assessment Record


Roll No.	Assignment				Quiz				Course Exit Survey						
	1	2	3	4	1	2	3	4	Q.1.	Q.2.	Q.3.	Q.4.	Q.5.	Q.6.	Q.7.
1	10	9	8	8					5	5	5	5	5	5	
2	10	5	8	8					5	5	5	5	5	5	
3	10	9	8	9					5	5	5	5	5	5	
4	10	9	8	9					5	3	5	5	5	5	
5	8	9	9	8					3	5	5	5	5	5	
6	9	6	7	8					3	3	3	3	3	3	
7	5	6	7	8					5	5	5	3	3	3	
8	8	7	8	8					5	3	5	3	5	3	
9	9	9	8	9					5	3	5	5	5	5	
10	6	6	6	6					5	5	3	3	5	5	
11	7	7	8	9					5	5	5	5	3	5	
12	9	8	8	7					5	5	5	5	3	5	
13	9	8	8	7					5	3	5	5	5	5	
14	8	9	8	8					5	5	5	5	3	5	
15	7	8	6	8					5	3	5	3	5	5	
16	7	7	8	8					5	5	5	5	5	5	
17	8	7	6	6					5	3	5	5	5	5	
18	6	7	8	8					5	3	5	3	5	3	
19	8	8	8	8					5	3	3	5	5	5	
20	8	8	8	8					5	5	5	3	3	3	
21	9	9	8	8					5	3	3	3	5	5	
22	9	9	9	9					5	3	5	3	5	5	
23	8	6	8	8					5	5	5	3	5	5	
24	8	9	8	8					3	3	3	3	3	3	
25	8	7	7	8					3	3	3	3	3	3	
26	7	7	7	7					5	5	5	5	5	5	
27	7	8	6	7					5	5	5	3	5	5	
28	7	7	7	8					5	5	3	5	5	3	
29	9	9	8	7					5	3	3	3	5	5	
30	9	8	8	8					5	5	5	5	3	3	
31	6	6	7	7					5	5	5	5	5	3	
32	6	6	7	7					5	5	5	5	3	3	
33	8	8	8	8					5	3	3	5	3	5	
34	6	6	7	8					5	5	5	5	3	5	
35	8	8	8	8					5	5	5	5	5	3	
36	7	7	8	7					5	5	5	5	5	5	
37	9	9	8	9					5	5	5	5	5	5	
38	8	8	7	8					5	3	3	3	5	5	
39	7	7	8	7					5	5	5	3	5	3	
40	8	6	8	8					5	5	5	5	3	5	
41	8	8	8	7					5	3	3	5	5	5	
42	7	7	8	8					5	3	5	3	5	5	



Assignment / Quiz Assessment Record

Roll No.	Assignment				Quiz				Course Exit Survey						
	1	2	3	4	1	2	3	4	Q.1.	Q.2.	Q.3.	Q.4.	Q.5.	Q.6.	Q.7.
43	6	6	6	7					5	3	5	5	5	5	
44	9	9	8	8					5	5	3	3	3	3	
45	8	8	8	7					5	3	3	5	5	5	
46	7	8	8	8					5	5	5	5	5	3	
47	6	6	7	7					5	5	5	5	3	5	
48	6	6	6	6					5	5	5	5	5	5	
49															
50															
51															
52															
53															
54															
55															
56															
57															
58															
59															
60															
61															
62															
63															
64															
65															
66															
67															
68															
69															
70															
71															
72															
73															
74															
75															
76															
77															
78															




 Sign. of Teacher
 (Prof. Newajyothi Katsela)


 Sign. of HOD


Assessment Tools :

Course Outcomes	Assessment Tool Direct	Maximum Marks	Assessment Tool Indirect
CO1	UT-1	10	Course Exit Survey
	Assignment-1	5	
CO2	UT-1	10	
	Assignment-1	5	
CO3	Assignment-2	10	
CO4	Assignment-3	10	
CO5	UT-2	10	
	Assignment-4	5	
CO6	UT-2	10	
	Assignment-4	5	
All TH. Course Outcomes	University TH. Examination		--
All Course Outcomes	University OR/PR Examination	25	--

Attainment Levels Versus Target :

CO Attainment Method	Attainment Level		
	1	2	3
University Examination	71.40	71.50	71.60
Internal Assessment	71.50	71.60	71.70
Course Exit Survey	71.60	71.70	71.80

(Prof. Nawajyothi Katre)




Attainment of Course Outcomes :

Course Outcomes	Direct Method														Indirect Method	CO Attainment on scale of 3 (0.8Y1 + 0.2Y2)				
	Internal Assessment										University						Y1 = (0.4X1 + 0.6X2)	Course Exit Survey (Y2)		
	Test		Assignment				Quiz				Lab Work	Avg. (X1)	TH. Exam	OR/PR					Avg. (X2)	
	T1	T2	A1	A2	A3	A4	Q1	Q2	Q3	Q4										
EEEC303:CO1	2		3											2.5	2		2	2.2	2	2.16
EEEC303: CO2	2		3											2.5	2		2	2.2	2	2.16
EEEC303: CO3				3										3	2		2	2.4	2	2.32
EEEC303: CO4					3									3	2		2	2.4	2	2.32
EEEC303: CO5		2				3								2.5	2		2	2.2	2	2.16
EEEC303: CO6		2				3								2.5	2		2	2.2	2	2.16
	2	2	3	3	3	3								2.66	2		2	2.26	2	

22

Attainment of POs and PSOs through COs:

	PO1	PO2	PO3	PO4	PO5	PO6	PO7	PO8	PO9	PO10	PO11	PO12	PSO1	PSO2	PSO3
EEEC303: CO1	2.16	2.16											1.46		
EEEC303: CO2	2.16	2.16											1.46		
EEEC303: CO3	2.32	2.32											1.54		
EEEC303: CO4	2.32	2.32											1.54		
EEEC303: CO5	2.16	2.16											1.46		
EEEC303: CO6	2.16	2.16											1.46		
AVG	2.24	2.24											1.47		





Sign of Teacher
(Prof. Navajyothi Kantele)

Sign. of HOD


Sign. Of Principal

PO/PSO	Target	Attainment	% Attainment	Observation	Action
PO1	3	2.21	73.66%		
PO2	3	2.21	73.66%		
PSO1	2	1.47	73.5%	attainment is closed to the target. so, it meet the Expectations	Same teaching methodology can be continued
Over all Attainment(Avg.)			73.60%		


 (Prof. Navajyothi Kataria)



 (H.O.D.)



 (Principal)




RESULT ANALYSIS

Name of Course	Course Code		Maximum Marks	No. of Students Appeared	No. of Students Passed	% of Passing	Highest Mark Obtained	% of Students Secured 60% Marks
Conventional and non-conventional Power Generation	EEEC303	University Theory Exam	80	47	46	97.8%	54	3%
		Term Test	20	48	45	93.75%	16	24%
		OR/PR Exam	-	-	-	-	-	-


 (Prof. Navajyothi Katre)




 (H.O.D.)


 (Principal)




H. J. Thim Trust's
THEEM COLLEGE OF ENGINEERING

Name of Faculty : Naeem Shaikh
 Programme : Electrical Engineering
 Course Name : Protection Switchgear Engg
 Division : -
 Year : FE/SE/TE/BE

Course Code : EEL 601
 Semester : VI

TIME TABLE

Days	Time	10:15 AM	11:15 AM	12:15 PM	01:15 PM	02:00 PM	03:00 PM	04:00 PM	05:00 PM	
		11:15 AM	12:15 PM	01:15 PM	02:00 PM	03:00 PM	04:00 PM	05:00 PM	06:00 PM	
Monday					B					
Tuesday					R	PSE				
Wednesday	PSE				E			EP LAB → B3		
Thursday					A		PSE	EP LAB → B2		
Friday					K	EP LAB	B2 →			


 Sign. of Teacher

Sign. of HOD

Course Outcomes :

At the end of the course student will be able to:		PO/PSO	Bloom Level
C01	To select the appropriate switching device for substation	3/1	Understanding
C02	To discriminate between the application of circuit breaker and Fuse as a protective device	3/1	Understanding
C03	To understand the basic concept of relay, types of relay and their application in power system	3/1	Analysing
C04	To select the specific protection required for different components of power system	2/1	Analysing
C05	To apply the specific protection provided for different types of transmission line	3/1	Apply

Mapping of CO with PO : (Target Level)

	PO1	PO2	PO3	PO4	PO5	PO6	PO7	PO8	PO9	PO10	PO11	PO12	PSO1	PSO2	PSO3	Correlation
C01			3													1: LOW 2: MODERATE 3: HIGH
C02	3												3			
C03													3			
C04		3											3			
C05	3												3			
	3															
	3	3	3										3			

FINAL ASSESSMENT FOR TERM WORK (TW)

$15 + 05 + 05 \rightarrow \text{Avg} + \text{th} + \text{PR} = 25$

Roll No.	Experiment / Tutorial / Assignment / Sheet / Job / Project Activity (Marks out of 15 per Experiment)														AVG. Marks (15)	TH. Attd. (05)	TW Marks (25)	Student Sign.	
	1	2	3	4	5	6	7	8	9	10	11	12	13	14					
1																		21	AK
2																		22	Deyan
3																		19	AK
4																		22	Rathur
5																		22	AK
6																		19	AK
7																		22	AK
8																		22	AK
9																		22	Sun
10																		22	AK
11																		19	AK
12																		21	AK
13																		20	Smid
14																		22	AK
15																		21	Posti
16																		19	Altamash
17																		22	Sun
18																		22	AK
19																		22	AK
20																		18	AK
21																		19	Shivam
22																		18	AK
23																		20	AK
24																		17	AK
25																		19	slw
26																		20	AK
27																		20	AK
28																		18	AK
29																		22	AK
30																		18	Jshagna
31																		22	AK
32																		20	Samir
33																		22	AK
34																		22	AK
35																		21	AK
36																		22	Sankha
37																		22	AK
38																		22	AK
39																		19	Kanik
40																		20	skul
41																		20	AK
42																		20	AK

FINAL ASSESSMENT FOR TERM WORK (TW)

15+05+05 →

Roll No.	Experiment / Tutorial / Assignment / Sheet / Job / Project Activity (Marks out of 15 per Experiment)														AVG. Marks (05)	TH. Attd. (05)	TW Marks (25)	Student Sign.	
	1	2	3	4	5	6	7	8	9	10	11	12	13	14					
43																		19	
44																		20	
45																		21	
46																		21	
47																		22	
48																		22	
49																		23	
50																		23	
51																		19	
52																		22	
53																		22	
54																		18	
55																		23	
56																		21	
57																		23	
58																		20	
59																		22	
60																		22	
61																			
62																			
63																			
64																			
65																			
66																			
67																			
68																			
69																			
70																			
71																			
72																			
73																			
74																			
75																			
76																			
77																			
78																			

Sign. of Teacher

Sign. of HOD


Sign. Of Principal

TEST MARKS

Roll No.	Term Test I						Term Test II						AVG. Test Marks	University TH. Exam Marks (80)	University OR/PR Exam Marks
	Q.1 (A)	Q.1 (B)	Q.1 (C)	Q.2	Q.3	Total Marks	Q.1 (A)	Q.1 (B)	Q.1 (C)	Q.2	Q.3	Total Marks			
1						19								60	18
2						19								60	19
3						15								49	18
4						20								58	18
5						18								67	18
6						15								50	20
7						19								63	18
8						13								56	20
9						20								55	18
10						20								62	19
11						18								51	19
12						19								55	18
13						18								60	19
14						19								65	15
15						19								49	18
16						16								54	18
17						20								64	20
18						20								60	18
19						20								63	18
20						16								50	19
21						16								53	18
22						15								52	18
23						19								60	16
24						13								51	18
25						17								51	17
26						17								56	17
27						17								64	17
28						15								47	17
29						13								58	18
30						17								46	18
31						20								57	16
32						18								57	19
33						20								64	14
34						19								61	19
35						18								58	17
36						19								62	19
37						19								58	19
38						20								66	19
39						19								50	19
40						17								58	19
41						17								63	19
42						14								50	14

TEST MARKS

Roll No.	Term Test I						Term Test II						AVG. Test Marks	University TH. Exam Marks (80)	University OR/PR Exam Marks
	Q.1 (A)	Q.1 (B)	Q.1 (C)	Q.2	Q.3	Total Marks	Q.1 (A)	Q.1 (B)	Q.1 (C)	Q.2	Q.3	Total Marks			
43						17								58	18
44						17								63	19
45						19								50	18
46						18								49	19
47						20								61	19
48						20								61	18
49						19								53	19
50						20								60	19
51						20								60	21
52						19								69	18
53						18								64	18
54						20								38	21
55						14								50	18
56						20								66	21
57						19								60	18
58						20								47	20
59						17								66	19
60						18								64	20
61															
62															
63															
64															
65	C01														
66	3			102											
67				3											
68															
69															
70															
71															
72															
73															
74															
75															
76															
77															
78															


 Sign. of Teacher

Sign. of HOD

Sign. of Principal

Assessment Tools :

Course Outcomes	Assessment Tool Direct	Maximum Marks	Assessment Tool Indirect
CO1	UT-1	10	Course Exit Survey
CO2	UT-1	10	
CO3	UT-1	06	
CO4	UT-11	04	
CO5	UT-11	10	
All TH. Course Outcomes	University TH. Examination		--
All Course Outcomes	University OR/PR Examination	25	--

Attainment Levels Versus Target :

CO Attainment Method	Attainment Level		
	1	2	3
University Examination	≥ 40	≥ 45	≥ 50
Internal Assessment	≥ 45	≥ 50	≥ 55
Course Exit Survey	≥ 60	≥ 70	≥ 80


Attainment of Course Outcomes :

Course Outcomes	Direct Method														Indirect Method	CO Attainment on scale of 3 (0.8Y1 + 0.2Y2)					
	Internal Assessment										University				Y1 = (0.4X1 + 0.6X2)		Course Exit Survey (Y2)				
	Test		Assignment				Quiz				Lab Work	Avg. (X1)	TH. Exam	OR/PR				Avg. (X2)			
	T1	T2	A1	A2	A3	A4	Q1	Q2	Q3	Q4											
CO1	3													3	3	3	3	3	3	3	
CO2	3													3	3	3	3	3	3	3	
CO3		3												3	3	3	3	3	3	3	
CO4		3												3	3	3	3	3	3	3	
CO5		3												3	3	3	3	3	3	3	
	3	3												3	3	3	3	3	3	3	3

22

Attainment of POs and PSOs through COs:

	PO1	PO2	PO3	PO4	PO5	PO6	PO7	PO8	PO9	PO10	PO11	PO12	PSO1	PSO2	PSO3
CO1			3												
CO2	3												3		
CO3			3										3		
CO4		3											3		
CO5	3												3		
													3		
													3		
	3	3	3										3		


Sign. of Teacher

Sign. of HOD

Sign. Of Principal

PO/PSO	Target	Attainment	% Attainment	Observation	Action
P01	3	3	100		
P02	3	3	100		
P03	3	3	100		
Over all Attainment(Avg.)			100		

RESULT ANALYSIS

Name of Course	Course Code		Maximum Marks	No. of Students Appeared	No. of Students Passed	% of Passing	Highest Mark Obtained	% of Students Secured 60% Marks
Protection Switchgear Engineering	EEEC 601	University Theory Exam	80	60	60	100	69	56
		Term Test	20	60	60	100	20	60
		OR/PR Exam	25	60	60	100	23	60



H. J. Thim Trust's
THEEM COLLEGE OF ENGINEERING

Name of Faculty : Sonali Karthik

Programme : I.T.

Course Name : IP

Division :

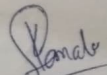
Year : TE

Course Code : ITC 501

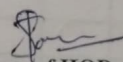
Semester : V (2020-21)

TIME TABLE

Days	Time	10:00 to 10:50	11:00 to 11:50	12:00 to 12:50	2.00 to 4.00					
Monday				IP						
Tuesday	IP				Lab(B1,B2, B3)					
Wednesday										
Thursday				IP						
Friday										


Sign. of Teacher




Sign. of HOD

Course Outcomes :

At the end of the course student will be able to:		PO/PSO	Bloom Level
1	Select protocols or technologies required for various web applications.	PO09	Analyzing
2	Apply JavaScript to add functionality to web pages.	PO11	Applying
3	Design front end application using basic React.	PO02	Creating
4	Design front end applications using functional components of React.	PO11	Creating
5	Design back-end applications using Node.js.	PO09	Creating
6	Construct web based Node.js applications using Express.	PO02	Applying

Mapping of CO with PO : (Target Level)

	PO1	PO2	PO3	PO4	PO5	PO6	PO7	PO8	PO9	PO10	PO11	PO12	PSO 1	PSO 2	PSO 3	Correlation Level
ITC 604.1									3							1 : LOW 2 : MODERATE 3: HIGH
ITC 604.2											3					
ITC 604.3		3														
ITC 604.4											2					
ITC 604.5									3							
ITC 604.6		2														



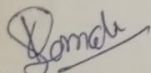
FINAL ASSESSMENT FOR TERM WORK (TW)


Roll No.	Experiment / Tutorial / Assignment / Sheet / Job / Project Activity (Marks out of 10 per Experiment)														AVG. Marks (10)	Attnd . (05)	Mark s (25)	Student Sign.
	1	2	3	4	5	6	7	8	9	10	11	12	13	A				
1	10	10	9	10	8	10	9							7	9	4	20	
2	8	9	10	10	7	9	9							5	8	3	16	
3	9	8	9	7	10	10	8							8	8	3	19	
4	10	8	7	9	9	10	10							5	9	3	17	
5	10	10	9	10	8	10	9							5	9	4	18	
6	8	9	10	10	7	9	9							6	8	5	19	
7	9	8	9	7	10	10	8							8	8	5	21	
8	7	8	8	7	7	6	8							7	7	5	19	
9	10	10	9	10	8	10	9							9	9	4	22	
10	8	9	10	10	7	9	9							8	8	4	20	
11	9	8	9	7	10	10	8							8	8	4	20	
12	10	8	7	9	9	10	10							8	9	3	20	
13	10	10	9	10	8	10	9							9	9	3	21	
14	8	9	10	10	7	9	9							8	9	4	21	
15	9	8	9	7	10	10	8							7	8	4	19	
16	10	8	7	9	9	10	10							9	9	4	22	
17	10	10	9	10	8	10	9							8	9	3	20	
18	8	9	10	10	7	9	9							7	9	3	19	
19	9	8	9	7	10	10	8							8	9	3	20	
20	10	8	7	9	9	10	10							9	9	4	22	
21	10	10	9	10	8	10	9							8	9	5	22	
22	8	9	10	10	7	9	9							7	8	5	20	
23	9	8	9	7	10	10	8							9	8	5	22	
24	10	8	7	9	9	10	10							8	9	4	21	
25	10	10	9	10	8	10	9							8	9	4	21	
26	8	9	10	10	7	9	9							7	9	4	20	
27	9	8	9	7	10	10	8							9	8	3	20	
28	10	8	7	9	9	10	10							6	9	3	18	
29	10	10	9	10	8	10	9							7	9	4	20	
30	8	9	10	10	7	9	9							9	9	4	22	
31	9	8	9	7	10	10	8							8	8	4	20	
32	10	8	7	9	9	10	10							7	9	3	19	
33	10	10	9	10	8	10	9							8	9	3	20	
34	8	9	10	10	7	9	9							9	9	4	22	
35	9	8	9	7	10	10	8							8	9	4	21	
36	10	8	7	9	9	10	10							6	9	4	19	
37	10	10	9	10	8	10	9							5	9	3	17	
38	8	9	10	10	7	9	9							7	8	3	18	
39	9	8	9	7	10	10	8							5	8	4	17	
40	10	8	7	9	9	10	10							7	9	4	20	
41	8	9	10	10	8	9	9							7	9	3	19	
42	10	10	8	8	7	7	10							6	8	3	17	





FINAL ASSESSMENT FOR TERM WORK (TW)

Roll No.	Experiment / Tutorial / Assignment / Sheet / Job / Project Activity (Marks out of 10 per Experiment)														AVG. Marks (10)	Attd (05)	TW Marks (25)	Student Sign.
	1	2	3	4	5	6	7	8	9	10	11	12	A1	A2				
43	10	10	9	10	8	10	9							7	9	4	20	
44	8	9	10	10	7	9	9							9	8	3	20	
45	9	8	9	7	10	10	8							8	8	3	19	
46	10	8	7	9	9	10	10							8	9	3	20	
47	10	10	9	10	8	10	9							8	9	4	20	
48	8	9	10	10	7	9	9							9	8	5	22	
49	9	8	9	7	10	10	8							8	8	5	21	
50	10	8	7	9	9	10	10							7	7	5	19	
51	10	10	9	10	8	10	9							9	9	4	22	
52	8	9	10	10	7	9	9							8	8	4	20	
53	9	8	9	7	10	10	8							8	8	4	20	
54	10	8	7	9	9	10	10							8	9	3	20	
55	10	10	9	10	8	10	9							9	9	3	21	
56	8	9	10	10	7	9	9							8	9	4	21	
57	7	8	8	7	7	6	8							7	8	3	18	
58	10	8	7	9	9	10	10							9	9	3	21	
59	10	10	9	10	8	10	9							8	9	3	20	
60	8	9	10	10	7	9	9							8	9	4	21	
61	9	8	9	7	10	10	8							8	9	5	22	
62	10	8	7	9	9	10	10							9	9	5	23	
63	10	10	9	10	8	10	9							8	9	5	22	
64	8	9	10	10	7	9	9							7	8	4	19	
65	9	8	9	7	10	10	8							9	8	4	21	
66	10	8	7	9	9	10	10							8	9	4	21	
67	7	8	8	7	7	6	8							8	9	3	20	
68	8	7	7	8	7	9	8							8	8	3	19	
69	8	9	10	10	7	9	9							9	9	4	22	
70	7	8	8	7	7	6	8							8	9	3	20	
71	10	8	7	9	9	10	10							7	8	3	18	
72	10	10	9	10	8	10	9							9	9	3	21	
73	8	9	10	10	7	9	9							8	9	4	21	
74	9	8	9	7	10	10	8							8	8	5	21	
75	10	8	7	9	9	10	10							8	9	5	22	
76	10	10	9	10	8	10	9							9	9	5	23	
77	8	9	10	10	7	9	9							8	8	4	20	
78	9	8	9	7	10	10	8							6	9	4	19	
79	10	8	7	9	9	10	10							5	9	4	18	
80	7	8	8	7	7	6	8							7	7	3	17	


Sign. of Teacher


Sign. of HOD


Sign. Of Principal



TEST MARKS

Roll No.	Term Test I				Term Test II			AVG. Test Marks	Universit y TH. Exam Marks	Universit y OR/PR Exam Marks	
	MCQ	Subj	Q.3	Total	MCQ	Subj	Q.3				Total
	Q.1A	Q.2B		Marks	Q.1A	Q.2B					Marks
	10	10		20	10	10		20			
1	10	6		16	10	6		16	16	47	
2	9	8		17	9	8		17	17	52	
3	9	8		17	10	8		18	18	64	
4	10	6		16	9	6		15	16	50	
5	9	8		17	10	8		18	18	64	
6	9	8		17	10	8		18	18	51	
7	9	8		17	10	8		18	18	51	
8	9	6		15	10	6		16	16	71	
9	10	6		16	10	6		16	16	71	
10	10	6		16	10	6		16	16	71	
11	9	7		16	10	7		17	17	78	
12	10	5		15	9	6		15	15	68	
13	9	6		15	10	6		16	16	59	
14	10	6		16	10	6		16	16	68	
15	9	6		16	10	6		16	16	68	
16	9	8		17	10	7		17	17	70	
17	10	5		15	10	8		18	18	65	
18	10	6		16	10	7		17	17	65	
19	10	6		16	10	7		17	17	33	
20	10	6		16	10	7		17	17	62	
21	9	6		15	10	7		17	17	62	
22	10	4		14	10	7		17	17	75	
23	10	7		17	10	7		17	17	75	
24	9	7		16	10	7		17	17	61	
25	10	6		16	10	6		16	16	61	
26	10	7		17	10	6		16	16	64	
27	10	7		17	10	6		16	15	64	
28	10	7		17	10	7		17	17	77	
29	10	6		16	10	6		16	15	77	
30	10	7		17	10	7		17	17	69	
31	10	7		17	10	7		17	17	69	
32	10	6		16	10	7		17	17	68	
33	10	6		16	10	7		17	17	68	
34	9	7		16	10	7		17	17	68	
35	10	5		15	10	6		16	16	67	
36	10	6		16	10	6		16	16	67	
37	10	6		16	10	7		17	17	40	
38	10	7		17	10	7		17	17	40	
39	9	6		15	10	7		17	17	67	
40	10	5		15	10	7		17	17	67	
41	10	5		15	10	6		16	16	71	
42	10	6		16	10	6		16	16	53	



Assignment / Quiz Assessment Record

Roll No.	Assignment				Quiz				Course Exit Survey						
	1	2	3	4	1	2	3	4	Q.1.	Q.2.	Q.3.	Q.4.	Q.5.	Q.6.	Q.7.
	10	10			10	10									
1	10	10			10	10			3	4	4	5	3		
2	9	10			8	10			3	3	3	5	3		
3	10	10			9	9			3	4	3	4	3		
4	10	10			10	10			3	3	4	5	2		
5	10	10			9	10			3	3	3	4	3		
6	10	10			8	10			3	4	4	5	3		
7	10	0			10	10			3	3	3	5	3		
8	0	0			8	10			3	4	3	4	3		
9	10	10			0	0			3	3	4	5	2		
10	10	10			8	10			3	3	3	4	3		
11	10	10			10	10			3	4	4	5	3		
12	10	10			9	10			3	3	3	5	3		
13	10	0			8	10			3	4	3	4	3		
14	10	10			0	10			3	3	4	5	2		
15	10	10			8	10			3	3	3	4	3		
16	10	10			9	10			3	4	4	5	3		
17	0	0			8	10			3	3	3	5	3		
18	10	10			0	0			3	4	3	4	3		
19	10	10			8	10			3	3	4	5	2		
20	10	10			9	10			3	3	3	4	3		
21	10	0			9	10			3	4	4	5	3		
22	0	10			8	10			3	3	3	5	3		
23	10	10			10	0			3	4	3	4	3		
24	10	0			8	10			3	3	4	5	2		
25	10	10			9	10			3	3	3	4	3		
26	10	10			9	10			3	4	4	5	3		
27	10	10			8	10			3	3	3	5	3		
28	9	10			10	10			3	4	3	4	3		
29	10	10			8	9			3	3	4	5	2		
30	10	10			9	10			3	3	3	4	3		
31	10	10			8	10			3	4	4	5	3		
32	10	10			10	10			3	4	4	5	3		
33	0	10			8	10			3	3	3	5	3		
34	10	10			9	0			3	4	3	4	3		
35	0	0			8	10			3	3	4	5	2		
36	10	10			7	5			3	3	3	4	3		
37	10	10			3	4			3	4	4	5	3		
38	10	10			8	10			3	3	3	5	3		
39	10	10			9	10			3	4	3	4	3		
40	10	10			8	10			3	3	4	5	2		
41	10	10			9	10			3	3	3	4	3		
42	10	10			10	10			3	4	4	5	3		
					8	10			3	4	4	5	3		
					9	10			3	3	3	4	3		



TEST MARKS

Roll No.	Term Test I				Term Test II				AVG. Test Marks	Universit y TH. Exam Marks	Universit y OR/PR Exam Marks
	MCQ	Subj	Q.3	Total	MCQ	Subj	Q.3	Total			
	Q.1A	Q.2B		Marks	Q.1A	Q.2B		Marks			
	10	10		20	10	10		20			
43	10	6		16	9	3		12	14	46	21
44	10	5		15	10	7		17	16	44	18
45	10	5		15	10	7		17	16	73	19
46	9	8		17	10	8		18	18	67	20
47	9	8		17	10	8		18	18	65	19
48	10	7		17	10	7		17	17	49	20
49	9	8		17	10	8		18	18	53	19
50	9	8		17	10	8		18	18	58	22
51	10	7		17	10	7		17	17	61	19
52	9	7		16	10	7		17	17	56	20
53	4	7		11	10	7		17	14	44	18
54	10	7		17	10	7		17	17	74	18
55	9	8		17	10	8		18	18	50	18
56	10	6		16	10	6		16	16	54	20
57	10	5		15	10	7		17	16	69	20
58	10	7		17	10	8		18	18	66	18
59	10	6		16	10	7		17	17	58	19
60	10	6		16	10	7		17	17	62	19
61	10	7		17	10	7		17	17	56	20
62	10	6		16	10	6		16	16	70	22
63	10	6		16	10	6		16	16	67	21
64	10	5		15	10	7		17	16	41	18
65	10	5		15	10	6		16	16	56	19
66	8	8		16	10	8		18	17	76	22
67	10	5		15	9	6		15	15	31	18
68	9	6		15	8	6		14	15	65	21
69	10	5		15	10	7		17	16	60	21
70	10	7		17	10	8		18	18	66	21
71	10	6		16	10	7		17	17	52	21
72	10	6		16	10	7		17	17	74	21
73	10	7		17	10	7		17	17	43	21
74	10	6		16	10	6		16	16	43	17
75	10	6		16	10	6		16	16	49	21
76	10	5		15	10	7		17	16	45	21
77	10	5		15	10	6		16	16	50	21
78	8	8		16	10	8		18	17	60	20
79	10	5		15	9	6		15	15	68	22
80	9	6		15	8	6		14	15	62	22



Assignment / Quiz Assessment Record

Roll No.	Assignment				Quiz				Course Exit Survey						
	1	2	3	4	1	2	3	4	Q.1.	Q.2.	Q.3.	Q.4.	Q.5.	Q.6.	Q.7.
	10	10			10	10			3	4	4	5	3		
43	0	0			0	0			3	4	4	5	3		
44	10	0			9	10			3	3	3	5	3		
45	10	0			8	10			3	4	3	4	3		
46	10	10			9	10			3	3	4	5	2		
47	10	10			9	10			3	3	3	4	3		
48	0	0			0	0			3	4	4	5	3		
49	10	10			9	10			3	3	3	5	3		
50	10	10			8	10			3	4	3	4	3		
51	10	10			10	10			3	3	4	5	2		
52	10	10			10	10			3	3	3	4	3		
53	10	0			0	10			3	4	4	5	3		
54	10	10			10	10			3	4	4	5	3		
55	10	10			10	10			3	3	3	4	3		
56	9	10			9	9			3	3	3	5	3		
57	0	0			9	8			3	4	3	4	3		
58	10	10			9	10			3	3	4	5	2		
59	10	10			9	10			3	3	3	4	3		
60	10	10			8	10			3	4	4	5	3		
61	10	10			8	10			3	3	3	5	3		
62	10	10			9	10			3	4	3	4	3		
63	10	10			10	10			3	3	4	5	2		
64	10	10			9	10			3	3	3	4	3		
65	10	10			8	10			3	4	4	5	3		
66	10	0			0	10			3	4	4	5	3		
67	0	10			0	0			3	3	3	4	3		
68	9	0			10	9			3	4	4	5	3		
69	0	0			9	8			3	3	3	5	3		
70	10	10			9	10			3	3	4	5	2		
71	10	10			9	10			3	3	3	4	3		
72	10	10			8	10			3	4	4	5	3		
73	10	10			8	10			3	3	3	5	3		
74	10	10			9	10			3	4	3	4	3		
75	10	10			10	10			3	3	4	5	2		
76	10	10			9	10			3	3	3	4	3		
77	10	10			8	10			3	4	4	5	3		
78	10	0			0	10			3	4	4	5	3		
79	0	10			0	0			3	3	3	4	3		
80	9	0			10	9			3	4	4	5	3		
									3	3	3	5	3		



Assessment Tools :

Course Outcomes	Assessment Tool Direct	Maximum Marks	Assessment Tool Indirect	
ITC 501.1	Quiz 1	10	Course Exit Survey	
	Assignment 1	10		
	Test 1	10		
ITC 501.2	Quiz 1	10		
	Assignment 2	10		
	Test 1	10		
ITC 501.3	Assignment 2	10		
	Test 2	10		
ITC 501.4	Quiz 2	10		
	Assignment 2	10		
ITC 501.5	Quiz 2	10		
	Assignment 2	10		
	Test 2	10		
All TH. Course Outcomes	University TH. Examination	80	--	
All Course Outcomes	University OR/PR	25	--	

Attainment Levels Versus Target :

CO Attainment Method	Attainment Level		
	1	2	3
University Examination	≥ 45	≥ 55	≥ 65
Internal Assessment	≥ 60	≥ 70	≥ 80
Course Exit Survey	≥ 60	≥ 70	≥ 80

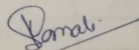


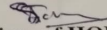
Attainment of Course Outcomes :


Course Outcomes	Direct Method														Indirect Method	CO Attainment on scale of 3 (0.8Y1 + 0.2Y2)				
	Internal Assessment										University						Course Exit Survey (Y2)			
	Test		Assignment				Quiz				Lab Work	Avg. (X1)	TH. Exam	OR/PR	Avg. (X2)			Y1 = (0.4X1 + 0.6X2)		
	T1	T2	A1	A2	A3	A4	Q1	Q2	Q3	Q4										
CO1	2		3				2					3		2.33	3	3	3		2.733	3.00
CO2	2			3			2					2		2.33	3	3	3	2.733	2.00	2.59
CO3		2										2		2	3	3	3	2.6	2.00	2.48
CO4		2											3	2.33	3	3	3	2.733	2.00	2.59
CO5		2										2		2.67	3	3	3	2.866	2.86	2.89

Attainment of POs and PSOs through COs:

	PO1	PO2	PO3	PO4	PO5	PO6	PO7	PO8	PO9	PO10	PO11	PO12	PSO1	PSO2	PSO3
CO1											2.79				
CO2									2.59						
CO3										2.48					
CO4		2.59													
CO5									2.89						


Sign. of Teacher


Sign. of HOD


Sign. Of Principal



PO/PSO	Target	Attainment	% Attainment	Observation	Action
PO11	3	2.79	92.89	Somewhat attainment targets of most POs had achieved	Similar kind of strategy with higher target will be applied in coming sem
PO9	3	2.59	86.22		
PO10	3	2.48	82.67		
PO2	3	2.59	86.22		
PO9	3	2.89	96.44		
Overall Attainment(Avg.)			88.89		

Pomal

Jan

[Signature]



RESULT ANALYSIS

Name of Course	Course Code		Maximum Marks	No. of Students Appeared	No. of Students Passed	% of Passing	Highest Mark Obtained	% of Students Secured 60% Marks
IP	ITC 501	University Theory Exam	80	80	80	100%	75	88
		Term Test	20	80	80	100%	20	100
		OR/PR Exam	25	80	80	100%	23	100





H. J. Thim Trust's
THEEM COLLEGE OF ENGINEERING

Name of Faculty : Wusim Ichan
 Programme : Automobile Eng
 Course Name : CAD/CAM/CAE
 Division : —
 Year : FE / SE / TE / (BE)

Course Code : AECT02
 Semester : VII

TIME TABLE										
Days	Time	9:15 to 10:15	10:15 to 11:15	11:15 to 12:15	12:15 to 1:15	1:15 to 2:00	2:00 to 3:00	3:00 to 4:00	4:00 to 5:00	5:00 to 6:00
Monday				CAD/CAM			← Practical (AA) →			
Tuesday			← CAD/CAM →							
Wednesday										
Thursday		← CAD/CAM (A2) →		← CAD/CAM →						
Friday				← CAD/CAM →						

Wusim Ichan
 Sign. of Teacher

Wusim Ichan
 Sign. of HOD



FINAL ASSESSMENT FOR TERM WORK (TW)

Roll No.	Experiment / Tutorial / Assignment / Sheet / Job / Project Activity (Marks out of ___ per Experiment)														AVG. Marks (20)	TH. Attd. (05)	TW Marks (25)	Student Sign.
	1	2	3	4	5	6	7	8	9	10	11	12	13	14				
1	8	8	7												8+10	05	23	Beharya
2	6	9	8												8+7	05	20	Sharma
3	10	8	8												9+9	05	23	Shate
4	10	10	10												10+8	05	23	Sharma
5	7	8	6												7+8	05	20	Adika
6	7	7	7												7+8	05	20	Sid B.
7	10	10	10												10+8	05	23	Sharma
8	7	8	6												7+9	05	19	Shod
9	8	8	6												7+10	05	22	Shod
10	6	6	6												6+06	03	15	Shod
11	6	9	6												8+9	05	22	Shod
12	8	6	7												7+9	05	21	Harvyl
13	7	7	7												7+7	05	19	Shod
14	9	10	10												10+9	05	24	Shod
15	5	5	5												5+8	05	18	Shod
16	9	7	7												8+9	05	22	Shod
17	8	9	8												9+8	05	22	Nikhil
18	9	9	8												9+8	05	22	Shod
19	4	6	7												6+8	05	19	Shod
20	8	5	4												6+6	05	17	Shod
21	10	9	9												10+9	05	24	Shod
22	8	8	6												7+9	05	21	Shod
23	5	10	10												8+7	05	20	Shod
24	6	6	6												6+9	05	20	U. J. Patel
25	6	6	9												9+9	05	23	Gopal
26	9	8	9												7+8	05	20	Shod
27	7	7	7												9+8	05	22	Shod
28	9	8	9												9+8	05	22	Shod
29	8	6	10												7+8	05	20	Shod
30	8	8	8												8+7	05	20	Shod
31	5	4	4												5+5	05	15	Shod
32	6	6	6												6+7	05	18	Shod
33	8	8	8												8+8	05	21	Shod
34	24	26	23															
35	79	88	70															
36																		
37																		
38																		
39																		
40																		
41																		
42																		



[Handwritten Signature]

TEST MARKS

Roll No.	Term Test I						Term Test II						AVG. Test Marks	University TH. Exam Marks	University OR/PR Exam Marks
	Q.1 (A)	Q.1 (B)	Q.1 (C)	Q.2	Q.3	Total Marks	Q.1 (A)	Q.1 (B)	Q.1 (C)	Q.2	Q.3	Total Marks			
1	04	03	00	02	02	11	05	03		04	05	17	14	32	20
2	03	04		05	04	16	05	03		07	-	09	13	32	16
3	06	02		05	05	19	06	04		05	05	20	20	36	24
4	07	02		02	03	08	06	02		05	03	17	13	32	20
5	04	04		04	03	15	06	03		05	03	17	16	32	19
6	07	04		-	02	07	06	02		02	03	13	10	22	15
7	05	03		03	03	14	05	03		05	04	17	16	51	22
8	00	04		06	05	13	05	03		05	05	18	16	32	19
9	05	04		04	05	18	06	04		05	03	18	18	46	24
10	07	-		-	07	02	03	03		03	03	13	08	22	15
11	03	02		02	02	11	04	02		04	07	11	11	AB-	19
12	00	03		03	04	10	02	07		-	02	05	08	25	23
13	05	02		02	03	11	04	05		03	-	12	12	32	18
14	00	02		05	05	12	03	02		05	-	10	11	36	16
15	04	03		04	05	16	06	04		03	03	16	16	17	19
16	00	03		04	05	12	06	03		-	02	11	12	35	19
17	04	04		03	05	16	06	07		05	02	14	15	33	24
18	06	04		05	05	20	06	04		05	05	20	20	43	19
19	04	04		04	05	17	04	03		04	03	14	16	47	18
20	00	00		03	03	06	06	04		05	04	19	13	32	18
21	02	02		02	05	11	05	04		04	02	15	13	12	22
22	05	02		05	03	15	02	02		05	04	13	14	22	23
23	03	02		05	02	12	05	04		02	04	15	14	23	17
24	03	00		00	03	06	03	02		03	07	09	08	34	17
25	04	03		05	02	14	04	07		-	-	05	10	25	22
26	00	04		04	05	13	02	00		03	04	09	11	19	19
27	03	00		03	02	08	02	07		04	04	11	10	13	20
28	05	00		02	05	12	07	04		04	-	09	11	17	15
29	03	03		03	03	12	05	02		03	05	15	14	AB-	17
30	02	04		03	05	14	05	02		03	04	14	14	32	18
31	07	02		-	05	08	02	02		03	04	11	10	26	11
32	02	04		03	02	14	04	03		05	05	17	16	22	16
33	06	03		03	03	15	05	03		05	03	16	16	28	20
34															
35	C01	C02		C01	C02		005	004		004	003				
36 T	89	82		102	122	400	142	91		115	92			33	605
37															
38 %	53.93	63.23		61.8	73.93	62.5	71.71	68.98		69.09	55.71			67.7	73.33
39															
40															
41															
42															

C02 → 63.63%
(avg)



[Handwritten signature]

605
825

Assignment / Quiz Assessment Record

Roll No.	Assignment				Quiz				Course Exit Survey						
	1	2	3	4	1	2	3	4	Q.1.	Q.2.	Q.3.	Q.4.	Q.5.	Q.6.	Q.7.
1	8	10	10	10	10	10	10	10	5	5	5	5	5		
2	05	10	08	06	06	06	02	10	5	5	5	5	5		
3	5	5	10	10	10	10	06	10	5	5	5	5	5		
4	05	05	05	06	08	07	03	10	5	5	5	5	5		
5	05	08	04	10	10	08	05	10	3	3	5	5	5		
6	5	8	7	8	8	8	05	10	05	03	03	03	03		
7	05	05	10	05	08	07	10	10	5	5	5	5	5		
8	5	10	9	10	8	10	05	10	5	5	5	5	5		
9	9	10	10	10	10	10	06	10	5	5	5	5	5		
10	3	3	5	8	8	8	05	10	5	5	5	5	5		
11	5	9	8	10	10	10	05	10	5	5	5	5	5		
12	5	9	10	9	9	9	05	10	5	5	5	3	3		
13	5	9	7	7	7	7	05	10	3	3	3	2	3		
14	8	8	8	8	8	8	05	10	5	5	5	5	5		
15	5	8	10	5	10	10	05	10	5	5	5	5	5		
16	8	10	8	10	10	10	10	10	5	5	5	5	5		
17	5	8	10	10	10	10	10	10	5	5	5	5	5		
18	08	10	08	10	08	10	08	10	05	05	06	06	05		
19	8	10	5	8	10	8	05	10	5	5	5	5	5		
20	2	2	5	5	10	10	05	10	5	5	5	5	5		
21	5	9	10	10	9	10	07	10	05	05	05	05	03		
22	05	10	9	10	10	10	05	10	3	5	5	5	3		
23	5	8	8	5	8	8	05	10	3	3	3	3	3		
24	5	8	8	10	10	10	05	10	5	5	5	5	5		
25	10	10	10	10	10	06	05	10	3	5	5	3	3		
26	8	8	4	8	7	8	02	10	3	3	3	3	3		
27	7	9	10	7	10	10	05	10	5	5	5	5	5		
28	3	3	10	10	10	10	05	10	5	5	5	5	5		
29	5	10	8	7	10	7	06	10	5	5	5	5	5		
30	6	6	5	8	8	7	05	10	5	5	5	5	5		
31	4	4	4	4	5	4	06	10	5	5	5	5	5		
32	5	8	5	8	9	9	07	10	5	5	5	5	5		
33	5	5	10	10	10	10	03	10	5	5	5	5	5		
34															
35	176	223	245	287	285	285	113	220	151	147	151	151	149		
36	533	675	742	869	863	863	570	999	915	890	91	91	90		
37	C01	C02	C03	C05	C04	C04	C01	C05	C01	C02	C03	C04	C05		
38															
39															
40															
41															
42															



Assessment Tools :

Course Outcomes	Assessment Tool Direct	Maximum Marks	Assessment Tool Indirect
CO702.1	Test 1	10	Course Exit Survey
	Assignment 1	10	
	Lab work	10	
	QUIZ 1	04	
CO702.2	Test 2	10	
	Assignment 2	10	
	Labwork	10	
	QUIZ 1	05	
CO702.3	Test 2	05	
	Assignment 3	10	
	Labwork	10	
	QUIZ 2	03	
CO702.4	Test 2	09	
	Assignment 5&6	20	
	Labwork	-	
	QUIZ 2	8	
CO702.5	Test 2	06	
	Assignment 4	10	
	Lab work	-	
	QUIZ 2	04	
All TH. Course Outcomes	University TH. Examination	80	--
All Course Outcomes	University OR/PR Examination	25	--

Attainment Levels Versus Target :

CO Attainment Method	Attainment Level		
	1	2	3
University Examination	≥ 50%	≥ 60%	≥ 70%
Internal Assessment	≥ 45%	≥ 55%	≥ 60%
Course Exit Survey	≥ 70%	≥ 75%	≥ 80%



Attainment of Course Outcomes :

0.2

Course Outcomes	Direct Method														Indirect Method	CO Attainment on scale of 3 (0.8Y1 + 0.2Y2)	
	Internal Assessment										University 0.6						Y1 = (0.4X1 + 0.6X2)
	Test	Assignment				Quiz			Lab Work	Avg. (X1)	TH. Exam	OR/PR	Avg. (X2)				
		T1	T2	A1	A2	A3	A4	Q1						Q2			
AEC702.1	2		1										2.57	2.5	2.57		
AEC702.2	3		3										2.6	2.5	2.6		
AEC703.3	2			3									2.6	2.5	2.6		
AEC704.4	3			3									2.7	2.5	2.7		
AEC705.5	3				3								2.7	2.5	2.7		

Attainment of POs and PSOs through COs:

CO/PO	PO1	PO2	PO3	PO4	PO5	PO6	PO7	PO8	PO9	PO10	PO11	PO12	PSO1	PSO2	PSO3
CO1	2.58		2.656	2.656											
CO2			2.38												
CO3	2.58	2.58		1.786	1.786		1.786								
CO4							2.76								
CO5		1.84		2.76							1.84	2.76			
Avg.	2.6	2.26	2.52	2.39	1.786		2.28				1.84	2.76			

Sign. of Teacher

Sign. of HOD

Sign. Of Principal



PO/PSO	Target	Attainment	% Attainment	Observation	Action
PO1	03	2.6	86.67		
PO2	2.67	2.26	75.33%	We need to focus on PO2, PO5	We concentrate more on PO2, PO5.
PO3	03	2.52	84%		
PO4	2.5	2.39	79.66%		
PO5	2.5	1.786	71.44%		
PO7	2.5	2.28	91.2%		
PI1	02	1.84	92%		
PI2	03	2.76	92%		
Over all Attainment(Avg.)			84.145%		



RESULT ANALYSIS

Name of Course	Course Code		Maximum Marks	No. of Students Appeared	No. of Students Passed	% of Passing	Highest Mark Obtained	% of Students Secured 60% Marks
CAD/CAM/CBE	802	University Theory Exam	80	33	22	67%	57	9.09%
		Term Test	20	33	33	100%	20	66.67%
		OR/PR Exam	95	33	33	100	24	96.96%





H. J. Thim Trust's
THEEM COLLEGE OF ENGINEERING

Name of Faculty : *Tasneem Azam*
Programme : *B.E - CIVIL*
Course Name : *Environmental Engineering - II*
Division :
Year : *FE / SE / TE / BE*


Course Code : *CEC - 604*
Semester : *VI*

TIME TABLE

Days	Time	10:15 - 11:15	11:15 - 12:15	12:15 - 1:15	1:15 - 2:00	2:00 - 3:00	3:00 - 4:00	4:00 - 5:00	5:00 - 6:00	
Monday					B	EE-II				
Tuesday					R					
Wednesday					E				EE-II	
Thursday					A			EE-II		
Friday					K					

Tasneem Azam
Sign. of Teacher

M. S. J. J.
Sign. of HOD



H. O. D.
Dept. of Civil Engg.
Theem College of Engineering, Boisar, 401501


CEI-604

Course Outcomes :

At the end of the course student will be able to:		PO/PSO	Bloom Level
C01	Explain waste water collection systems in buildings and municipal areas and to determine the quantity.	PO1, PSO1	Understanding
C02	Explain and analyze the characteristics of wastewater and design the primary treatment for wastewater.	PO7, PO3	Analyzing/ Understanding
C03	Explain on-site treatment methods and solve Analyze and design wastewater treatment systems.	PO3, PO2	Understanding/ Evaluating
C04	Identify and apply proper treatment methods & solve Analyze and design wastewater & disposal.	PO3, PO6	Applying/Analyzing
C05	Explain sludge characteristics and processing methods.	PO1, PO	Understanding
C06	To provide knowledge of solid waste collection system. Identify hazardous waste.	PO1.	Remembering


Mapping of CO with PO : (Target Level)

CO	PO1	PO2	PO3	PO4	PO5	PO6	PO7	PO8	PO9	PO10	PO11	PO12	PSO1	PSO2	PSO3	Correlation
C01	2												2			1 : LOW 2 : MODERATE 3: HIGH
C02			3				2									
C03		3	3													
C04			3			2										
C05	2															
C06	2															
Avg	2	3	3			2	2						2			



FINAL ASSESSMENT FOR TERM WORK (TW)

Roll No.	Experiment / Tutorial / Assignment / Sheet / Job / Project Activity (Marks out of 10 per Experiment)														AVG. Marks (20)	TH. Attd. (05)	TW Marks (25)	Student Sign.
	1	2	3	4	5	6	7	8	9	10	11	12	13	14				
1	9	8	7	8	9	9	8				8				16	4	20	<i>[Signature]</i>
2	6	7	9	8	9	9	8				8				14	2	16	<i>[Signature]</i>
3	10	9	8	9	9	8	8				9				16	5	21	<i>[Signature]</i>
4	7	7	7	7	8	9	9				8				9	3	12	<i>[Signature]</i>
5	7	7	7	9	8	9	8				8				12	3	15	<i>[Signature]</i>
6	5	5	5	5	5	5	5				5				8	2	10	<i>[Signature]</i>
7	8	8	8	9	9	9	8				8				12	3	15	<i>[Signature]</i>
8	10	8	9	9	8	9	8				9				14	3	17	<i>[Signature]</i>
9	7	7	9	9	8	8	9				8				14	4	18	<i>[Signature]</i>
10	10	8	7	9	9	9	9				9				16	4	20	<i>[Signature]</i>
11	5	5	5	5	5	5	5				5				8	2	10	<i>[Signature]</i>
12	8	7	7	8	9	9	9				8				14	3	17	<i>[Signature]</i>
13	9	8	8	8	8	8	8				8				10	2	12	<i>[Signature]</i>
14	7	7	7	7	8	9	8				8				14	3	17	<i>[Signature]</i>
15	9	8	8	9	9	9	8				9				14	4	18	<i>[Signature]</i>
16	7	7	7	6	7	8	7				7				8	2	10	<i>[Signature]</i>
17	9	9	9	8	8	9	8				8				13	4	17	<i>[Signature]</i>
18	10	7	9	7	7	8	8				8				14	3	16	<i>[Signature]</i>
19	7	7	7	8	9	9	8				8				13	4	17	<i>[Signature]</i>
20	9	7	8	9	8	9	9				8				16	4	20	<i>[Signature]</i>
21	8	8	8	8	9	5	8				8				15	5	20	<i>[Signature]</i>
22	8	7	8	9	8	9	8				8				16	5	21	<i>[Signature]</i>
23	7	7	7	7	8	9	8				7				8	2	10	<i>[Signature]</i>
24	9	8	8	8	8	10	9				8				18	4	22	<i>[Signature]</i>
25	7	7	7	8	8	9	8				8				15	3	18	<i>[Signature]</i>
26	9	8	8	7	9	9	9				8				16	4	20	<i>[Signature]</i>
27	8	8	8	8	8	9	5				8				16	2	18	<i>[Signature]</i>
28	8	8	8	8	8	8	9				8				15	3	18	<i>[Signature]</i>
29	8	7	8	7	8	9	9				8				14	3	17	<i>[Signature]</i>
30	7	7	7	8	8	9	9				8				12	3	15	<i>[Signature]</i>
31	8	9	9	8	9	8	8				8				14	3	17	<i>[Signature]</i>
32	9	8	8	8	8	9	8				8				16	4	20	<i>[Signature]</i>
33	9	8	7	8	9	9	9				8				14	3	17	<i>[Signature]</i>
34	7	7	7	8	8	8	9				7				10	2	12	<i>[Signature]</i>
35	7	9	7	8	8	9	8				7				10	3	13	<i>[Signature]</i>
36	9	7	7	7	7	8	8				7				10	3	13	<i>[Signature]</i>
37	10	8	8	8	9	9	9				8				17	4	21	<i>[Signature]</i>
38	8	7	7	8	9	9	9				8				15	3	18	<i>[Signature]</i>
39	9	8	9	9	8	9	8				8				18	4	22	<i>[Signature]</i>
40	9	9	9	8	9	9	9				8				16	4	20	<i>[Signature]</i>
41	8	7	8	8	8	9	9				8				14	4	18	<i>[Signature]</i>
42	8	8	8	8	8	9	9				8				15	3	18	<i>[Signature]</i>



FINAL ASSESSMENT FOR TERM WORK (TW)

Roll No.	Experiment / Tutorial / Assignment / Sheet / Job / Project Activity (Marks out of 14 per Experiment)														AVG. Marks (20)	TH. Attd. (05)	TW Marks (25)	Student Sign.
	1	2	3	4	5	6	7	8	9	10	11	12	13	14				
43	9	7	8	8	8	9	9	A			8				18	5	23	Pooja
44	8	8	7	8	8	9	9	B			8				15	3	18	Aditya
45	8	9	7	9	8	9	9	B			8				14	4	18	Chiranjeev
46	7	9	9	8	9	9	9	A			9				13	4	17	Shruti
47	8	8	8	8	8	8	8	B			8				14	3	17	Shruti
48	8	9	8	8	9	9	9	B			9				16	4	20	Shruti
49	8	8	7	8	9	9	8	B			8				10	3	13	Shruti
50	8	8	9	8	9	9	9	B			9				12	2	14	Shruti
51	9	8	8	8	9	9	8	A			8				18	3	21	Shruti
52	9	9	8	9	9	9	8	A			9				16	4	20	Shruti
53	7	7	7	8	8	9	8	B			7				13	4	17	Shruti
54	8	9	8	8	8	9	8	B			8				12	4	16	Shruti
55	7	7	8	8	8	9	8	B			8				13	3	16	Shruti
56	7	7	7	7	8	9	8	B			8				8	2	10	Shruti
57	7	7	7	8	8	9	8	B			8				12	3	15	Shruti
58	5	5	5	5	5	5	5				5				5	2	10	Shruti
59	8	7	8	7	8	8	8	B			8				11	2	13	Shruti
60	9	8	7	7	8	8	8	B			8				13	2	15	Shruti
61	8	9	7	9	9	9	8	B			8				17	3	20	Shruti
62	7	7	6	7	7	7	7				7				12	3	15	Shruti
63	7	7	8	8	8	9	8	B			8				13	4	17	Shruti
64	8	8	7	8	8	9	8	B			8				14	4	18	Shruti
65	7	8	7	7	8	9	8	B			8				14	4	18	Shruti
66	7	8	7	8	8	9	8	B			8				13	4	17	Shruti
67	7	7	8	8	9	9	8				8				15	3	18	Shruti
68	8	8	8	8	8	9	8	A			8				14	4	18	Shruti
69	7	7	7	7	8	9	8				8				13	3	16	Shruti
70	8	8	8	8	8	9	8	A			8				17	5	23	Shruti
71	8	9	8	8	8	9	8	B			9				17	3	20	Shruti
72	8	7	7	8	8	9	8	B			8				15	3	18	Shruti
73	7	7	7	8	8	9	8	B			8				13	3	16	Shruti
74	5	5	5	5	5	5	5				5				5	2	10	Shruti
75	7	7	7	7	8	9	8	B			7				10	3	13	Shruti
76	6	6	7	8	9	7	8	B			7				8	4	12	Shruti
77	8	8	8	8	8	9	8	B			8				13	4	17	Shruti
78																		

Sign. of Teacher




Sign. of HOD

Sign. Of Principal

TEST MARKS

Roll No.	Term Test I						Term Test II						AVG. Test Marks	University TH. Exam Marks	University OR/PR Exam Marks
	Q.1 (A)	Q.1 (B)	Q.1 (C)	Q.2	Q.3	Total Marks	Q.1 (A)	Q.1 (B)	Q.1 (C)	Q.2	Q.3	Total Marks			
1	06	02	-	03	03	14	06	02	03	0	02	13	14	51	17
2	04	02	-	03	05	14	04	03	-	04	02	13	14	38	20
3	06	01	-	04	05	16	06	04	-	05	04	19	18	52	16
4	-	01	-	01	03	05	04	02	-	02	04	12	09	25	16
5	03	-	-	00	02	05	04	03	-	04	02	13	09	34	16
6	01	02	-	05	01	09	06	03	-	03	-	12	11	14	11
7	03	03	-	04	01	11	05	03	-	01	02	11	11	37	14
8	-	01	-	05	04	10	03	02	-	03	-	08	09	21	15
9	02	00	-	03	05	10	06	04	-	01	-	11	11	42	17
10	06	00	-	05	04	15	06	03	-	02	01	12	14	38	21
11	02	02	-	04	05	13	04	02	-	00	02	08	11	34	11
12	02	02	-	04	04	12	05	02	-	02	03	12	12	47	18
13	03	03	-	01	03	10	05	03	-	03	01	12	11	37	18
14	04	03	-	03	05	15	05	02	-	03	01	11	13	45	17
15	04	05	-	04	05	18	05	03	-	03	00	11	15	32	16
16	02	02	-	04	-	08	04	01	-	03	-	08	08	25	15
17	-	04	-	05	04	13	05	04	-	02	02	13	13	41	14
18	-	02	-	03	05	10	05	04	-	01	00	10	10	45	16
19	03	03	-	02	05	13	06	04	-	01	01	12	13	38	15
20	02	04	-	04	04	14	02	05	-	03	-	10	12	45	13
21	06	02	-	04	02	14	05	03	-	01	-	09	12	37	19
22	01	02	-	03	05	11	04	04	-	-	-	08	10	32	18
23	00	02	-	05	-	07	02	02	-	02	02	08	08	33	11
24	01	02	-	04	03	10	04	04	-	03	00	11	11	49	18
25	01	03	-	02	04	10	04	04	-	01	01	10	10	47	17
26	06	02	-	04	04	16	06	03	-	01	-	10	13	38	18
27	03	00	-	03	04	10	03	04	-	02	01	10	10	41	17
28	00	02	-	03	04	09	05	04	-	01	01	11	10	32	17
29	-	02	-	04	05	11	06	02	-	01	01	10	11	36	16
30	04	02	-	02	00	08	05	01	-	03	02	11	10	32	14
31	04	03	-	04	05	16	05	04	-	03	01	13	15	38	19
32	01	02	-	03	05	11	03	04	-	02	-	09	10	36	20
33	01	04	-	03	02	10	01	04	-	02	02	09	10	43	19
34	01	02	-	01	05	09	02	04	-	02	01	09	09	40	13
35	01	02	-	03	03	09	06	04	-	01	01	12	11	54	16
36	01	02	-	03	05	11	03	03	-	02	01	09	10	45	11
37	00	03	-	03	05	11	03	03	-	03	01	10	11	47	16
38	01	00	-	03	00	04	04	02	-	02	01	09	09	45	16
39	06	03	-	03	05	17	06	04	-	03	04	17	17	39	20
40	01	03	-	02	02	08	02	03	-	05	-	10	09	32	12
41	04	02	-	01	05	12	04	04	-	-	-	08	10	9	15
42	01	02	-	03	05	11	04	04	-	01	01	10	11	38	16



1585

TEST MARKS

Roll No.	Term Test I						Term Test II						AVG. Test Marks	University TH. Exam Marks	University OR/PR Exam Marks
	Q.1 (A)	Q.1 (B)	Q.1 (C)	Q.2	Q.3	Total Marks	Q.1 (A)	Q.1 (B)	Q.1 (C)	Q.2	Q.3	Total Marks			
43	06	02	-	03	05	16	05	04	-	05	00	14	15	52	22
44	02	02	-	-	05	09	02	04	-	02	-	08	09	42	11
45	03	02	-	05	02	12	04	01	-	05	-	10	11	45	17
46	03	04	-	03	03	13	04	03	-	03	02	12	13	44	16
47	06	04	-	03	03	16	05	02	-	02	01	10	13	51	15
48	06	04	-	05	03	18	03	02	-	02	02	09	14	55	19
49	03	02	-	02	05	12	04	01	-	03	03	11	12	45	14
50	03	04	-	03	05	15	04	02	-	00	02	08	12	44	15
51	06	01	-	03	05	15	05	04	-	05	-	14	15	51	19
52	03	03	-	05	02	13	04	04	-	02	03	13	13	54	18
53	04	02	-	03	05	14	04	01	-	01	02	08	11	33	16
54	01	02	-	-	05	08	05	01	-	02	-	08	08	36	17
55	01	-	-	02	05	08	04	02	-	02	-	08	08	39	16
56	02	-	-	02	04	08	04	02	-	02	01	09	09	10	11
57	01	03	-	03	05	12	02	01	-	02	-	05	09	40	17
58	-	-	-	-	-	AB	06	04	-	04	03	17	09	49	17
59	01	02	-	01	05	09	03	04	-	03	01	11	10	22	18
60	01	02	-	04	01	08	05	04	-	01	-	10	09	38	17
61	06	02	-	03	05	16	06	04	-	03	03	16	16	60	16
62	01	02	-	05	03	11	04	03	-	02	01	10	11	44	17
63	04	03	-	03	05	15	04	03	-	03	02	12	14	34	14
64	04	04	-	03	05	16	03	04	-	01	-	08	12	52	18
65	00	03	-	03	05	11	05	04	-	01	01	11	11	40	19
66	01	03	-	03	04	11	04	03	-	01	-	08	10	42	17
67	06	02	-	03	05	16	06	04	-	-	-	10	13	32	16
68	01	02	-	03	05	11	06	03	-	-	-	09	10	32	16
69	03	02	-	03	05	13	04	03	-	01	01	09	11	34	17
70	06	03	-	03	05	17	06	04	-	03	05	18	18	53	23
71	06	04	-	04	05	19	03	02	-	02	02	09	14	45	18
72	01	03	-	03	05	12	02	02	-	03	02	09	11	41	17
73	03	-	-	03	05	11	04	-	-	04	-	08	10	32	16
74	05	01	-	02	05	13	03	03	-	01	01	08	11	33	14
75	01	02	-	02	05	10	04	01	-	02	01	08	09	38	14
76	00	03	-	03	05	11	04	04	-	01	01	10	11	34	13
77	02	01	-	02	04	09	04	01	-	03	01	09	09	22	15
78	-	-	-	-	-	AB	-	-	-	-	-	-	-	-	-
79	06	01	-	02	05	14	-	-	-	-	-	-	-	-	-
Total	199	168		231	286		329	224		165	92			3004	1319
out of	450	300		375	375		462	308		385	385			6160	1925
percent	44	56		61	76		71	72		42	23			48	68

Attainment 0 2 2 2 3 3 0 0

Sign. of Teacher

Sign. of HOD

Sign. of Principal




18 O. D.

Dept. of Civil Engg.

Theem College of Engineering, Boisar, 401501

Assignment / Quiz Assessment Record

Roll No.	Assignment				Quiz				Course Exit Survey						
	1	2	3	4	5	6	Avg	4	Q.1.	Q.2.	Q.3.	Q.4.	Q.5.	Q.6.	Q.7.
1	9	9	7	8	7	7	8.25		5	4	5	5	4	3	
2	9	9	9	8	8	7	9.25		3	3	5	4	5	4	
3	10	9	9	9	7	8	9.25		4	5	4	3	5	3	
4	8	8	5	5	6	5	7.5		5	4	4	4	5	5	
5	9	9	7	8	8	7	8.25		3	5	3	4	4	5	
6	5	5	5	5	6	5	5		5	3	3	4	4	5	
7	10	9	5	6	7	5	8		4	5	5	3	4	5	
8	10	9	6	9	8	9	9		5	4	4	4	5	3	
9	10	9	9	8	9	8	9		3	3	5	3	4	5	
10	9	9	9	9	8	9	9		4	5	5	4	5	5	
11	5	5	5	5	6	5	9		5	5	4	3	5	5	
12	9	9	9	9	8	9	9		5	5	4	4	5	5	
13	10	9	7	5	7	8	8.5		5	4	3	5	5	5	
14	9	9	8	7	7	5	8		3	4	5	4	5	3	
15	10	9	9	9	8	7	9.3		5	4	5	4	5	3	
16	5	4	4	5	5	4	5		5	4	5	5	5	4	
17	10	9	9	9	8	9	9.3		4	4	3	4	3	4	
18	5	4	5	5	4	5	5		5	5	4	3	4	5	
19	10	9	8	6	8	7	9		5	4	3	4	5	5	
20	9	9	7	9	8	9	9		5	3	4	3	4	5	
21	9	9	8	9	9	7	9		3	4	5	5	4	3	
22	9	9	8	8	8	9	9		5	4	3	5	4	5	
23	5	5	5	5	4	5	5		3	4	5	4	4	5	
24	9	9	9	9	8	9	9		5	4	3	5	5	5	
25	5	5	6	7	6	5	6		5	4	4	3	4	5	
26	9	9	9	8	8	7	9		5	4	3	4	5	5	
27	9	9	8	8	7	8	9		5	5	4	3	5	4	
28	9	8	5	9	8	9	8		5	3	3	4	4	4	
29	6	9	8	6	7	8	8		5	4	4	3	4	5	
30	5	9	6	6	7	9	7		4	5	5	4	3	4	
31	9	9	9	8	8	9	9		3	3	5	4	4	5	
32	9	6	9	9	9	8	9		5	4	4	4	4	5	
33	9	9	8	9	8	9	9		4	5	4	3	4	5	
34	9	5	5	6	5	9	7		5	3	3	4	5	5	
35	10	9	8	6	6	7	9		3	5	3	5	4	5	
36	5	4	5	5	8	7	5		5	4	5	4	3	5	
37	9	9	9	9	8	9	9		4	5	4	5	3	5	
38	10	10	7	8	9	7	9		3	3	5	4	3	5	
39	10	9	9	9	8	9	9		5	4	5	5	4	3	
40	10	9	9	9	8	9	9		3	4	5	5	4	3	
41	10	9	7	8	8	7	8		5	3	4	5	4	5	
42	9	9	7	8	8	6	8		4	5	4	4	4	5	



Assignment / Quiz Assessment Record

Roll No.	Assignment				Quiz				Course Exit Survey						
	1	2	3	4	5	6	3 AVG	4	Q.1.	Q.2.	Q.3.	Q.4.	Q.5.	Q.6.	Q.7.
43	9	9	9	9	8	9	9		3	3	4	4	5	3	
44	9	5	7	9	8	8	8		5	3	4	5	5	4	
45	9	9	8	9	8	9	9		4	4	4	3	3	3	
46	9	9	9	9	8	9	9		4	5	4	3	4	4	
47	8	9	8	8	7	8	8		4	5	4	3	4	5	
48	9	10	8	8	9	9	9		5	4	3	3	4	4	
49	10	8	9	9	8	9	9		5	3	4	4	5	3	
50	10	9	6	8	7	8	8		5	3	5	5	3	3	
51	9	9	9	9	8	9	9		4	3	4	3	4	3	
52	9	9	9	9	8	9	9		5	5	4	3	4	3	
53	5	9	8	8	7	8	8		5	3	4	5	5	5	
54	9	9	7	8	8	8	8		5	4	4	5	5	3	
55	5	8	6	8	7	8	8		3	4	5	5	4	3	
56	5	6	5	5	7	5	6		5	4	3	5	4	5	
57	5	5	6	9	8	6	7		5	3	4	4	5	5	
58	5	5	5	5	6	5	5		4	4	3	4	5	5	
59	5	6	5	5	6	5	6		4	5	3	4	5	4	
60	5	5	5	8	7	8	6		4	3	3	4	5	4	
61	10	9	9	9	8	9	9		3	4	5	5	4	3	
62	9	9	4	5	6	7	7		5	4	5	5	4	3	
63	5	7	8	8	8	7	8		4	4	5	5	3	4	
64	9	9	8	8	7	9	9		5	4	3	4	5	5	
65	5	9	8	8	6	8	8		5	4	5	5	4	4	
66	10	9	8	9	8	9	9		4	3	4	3	5	3	
67	9	9	8	9	8	9	9		5	5	5	4	3	4	
68	10	9	9	9	8	9	9		4	3	4	3	5	3	
69	5	5	6	8	7	6	6		5	5	5	5	4	3	
70	9	9	9	9	8	9	9		3	4	5	5	4	3	
71	10	9	9	9	9	9	9		5	4	3	3	5	4	
72	9	9	9	9	8	9	9		5	4	4	3	3	3	
73	9	9	9	8	8	9	9		5	4	3	3	4	4	
74	6	8	7	8	7	8	8		5	4	5	3	5	5	
75	7	6	6	7	8	7	7		5	4	3	4	3	5	
76	5	4	5	5	6	5	5		4	4	3	4	5	5	
77	5	8	8	8	8	8	8		4	4	4	3	3	3	
78															
Total	636	611	605	582	615	585			323	347	331	306	318	341	
out of	770	770	770	770	770	770			385	385	385	385	385	385	
Percent	82	79	78	75	80	76			84	90	85	79	82	88	
Attendance	3	3	3	3	3	3			3	3	3	3	3	3	

CO 1 2 3,4 5,6,8 1 2 3 4 5 6



[Signature]
Sign. of Teacher

[Signature]
Sign. of HOD.


Dept. of Civil Engg.
Theem College of Engineering, Boisar, 401501

Assessment Tools :

Course Outcomes	Assessment Tool Direct	Maximum Marks	Assessment Tool Indirect
CO 1	Test 1	10	Course Exit Survey
	Assignment	10	
CO 2	Test-I	10	
	Assignment	10	
CO 3	Test-I	10	
	Assignment	10	
CO 4	Test-2	5	
	Assignment	10	
CO 5	Test-2	5	
	Assignment	10	
CO 6	Test-2	5	
	Assignment	10	
All TH. Course Outcomes	University TH. Examination	80	--
All Course Outcomes	University OR/PR Examination	25	--

Attainment Levels Versus Target :

CO Attainment Method	Attainment Level		
	1	2	3
University Examination	7,45%	7,55%	7,65%
Internal Assessment	7,45%	7,55%	7,65%
Course Exit Survey	7,56%	7,60%	7,70%




Attainment of Course Outcomes :

Course Outcomes	Direct Method														Indirect Method	CO Attainment on scale of 3 (0.8Y1 + 0.2Y2)				
	Internal Assessment										University						Course Exit Survey (Y2)			
	Test		Assignment				Quiz				Lab Work	Avg. (X1)	TH. Exam	OR/PR				Avg. (X2)	Y1 = (0.4X1 + 0.6X2)	
	T1	T2	A1	A2	A3	A4	Q1	Q2	Q3	Q4										
CO1	0		3											1.5	1	3	2	1.8		3
CO2	2			3										2.7	1	3	2	2.28	3	2.42
CO3	2				3									2.7	1	3	2	2.4	3	2.52
CO4		3			3	3								3	1	3	2	2.4	3	2.52
CO5		3					3							3	1	3	2	2	3	2.2
CO6		0					3	3						2	1	3	2	2	3	2.2

Attainment of POs and PSOs through COs:

CO	PO1	PO2	PO3	PO4	PO5	PO6	PO7	PO8	PO9	PO10	PO11	PO12	PSO1	PSO2	PSO3
CO													1.36		
CO1	1.36														
CO2			2.42				1.6								
CO3		2.42	2.42												
CO4			2.52			1.6									
CO5	1.36														
CO6	1.36														
Avg.	1.36	2.42	2.45			1.6	1.6						1.36		




[Signature]
Sign. of Teacher

[Signature]
Sign. of HOD

[Signature]
Sign. Of Principal

PO/PSO	Target	Attainment	% Attainment	Observation	Action
P01	2	1.36	68	Good	Need to improve
P02	3	2.42	80	Very Good	PSO, mapping
P03	3	2.45	81	Very Good	
P06	2	1.6	80	Very Good	Extra activity
P07	2	1.6	80	Very Good	
PSO1	2	1.36	68	Good	will be conducted
Over all Attainment(Avg.)			76%		

[Handwritten signature]



RESULT ANALYSIS

Name of Course	Course Code		Maximum Marks	No. of Students Appeared	No. of Students Passed	% of Passing	Highest Mark Obtained	% of Students Secured 60% Marks
Environmental Engineering-II	EEEC-604	University Theory Exam	80	77	69	89	60	15
		Term Test	20	77	77	100	18	34
		OR/PR Exam	25	77	77	100	23	77



[Handwritten signature]