



Success... through
quality education !

H. J. Thim Trust's

Theem College of Engineering

Approved by AICTE (New Delhi), Government of Maharashtra & DTE
Affiliated to University of Mumbai & MSBTE

"A NAAC Accredited Institute"

Village Betegaon, Boisar Chilhar Road, Boisar (East), Tal. & Dist. Palghar - 401 501.

Tel.: 7769916109 ● Telefax : (02525) 284 927 ● Email : info@theemcoe.org ● Website : www.theemcoe.org

Ref. No.: _____

Date : 30/12/2021

Review on the teaching learning process of the institute by IQAC

Subject: IQAC reviews the teaching learning process of the institute.

Reference: 6.5.2 The reviewing of the teaching learning processes initiates to implement new reforms and ameliorate

The teaching learning process with the help of Curriculum Implementation And Assessment Report (CIAR) and the bonding between the student and the teacher through AMC and DAB . Mentor-Mentee System has been initiated to develop a healthier relation between the faculty and the students. To play parallel with the technology new smart class labs are developed. Google Class Room has been implemented to convey the information with an ease to the students under a single platform. IIC initiated as per Government Circular.



Dr. Aqueel Ahmed Shah
(Principal)

PRINCIPAL
THEEM COLLEGE OF ENGINEERING
Boisar (East) Tal. & Dist. Palghar -401 501.

Enclosure

- 1) Sample copy of CIAR
- 2) Mentor-Mentee Circular and formation




H. J. Thim Trust's
THEEM COLLEGE OF ENGINEERING

Name of Faculty : Minal Prakash Bhoir
Programme :
Course Name : Project Management
Division :-
Year : BE

Course Code : ILO8021
Semester : VIII

TIME TABLE										
Days	Time	10:00-10:50	11:00-11:50	12:00-12:50						
Monday										
Tuesday	PM									
Wednesday	PM									
Thursday	PM									
Friday										


Sign. of Teacher


Sign. of HOD


Course Outcomes :



At the end of the course student will be able to:		PO/PSO	Bloom Level
1	Apply selection criteria and select an appropriate project from different options.	PO11	Applying
2	Write work break down structure for a project and develop a schedule based on it.	PO09	Understanding
3	Identify opportunities and threats to the project and decide an approach to deal with them strategically.	PO10	Analyzing
4	Use Earned value technique and determine & predict status of the project.	PO02	Applying
5	Capture lessons learned during project phases and document them for future reference	PO09	Understanding

Mapping of CO with PO : (Target Level)

	PO1	PO2	PO3	PO4	PO5	PO6	PO7	PO8	PO9	PO10	PO11	PO12	PSO1	PSO2	PSO3	Correlation
1											3					1 : LOW 2 : MODERATE 3: HIGH
2									3							
3										3						
4		3														
5									3							

TEACHING PLAN

Unit	Content to be covered	No. of Lectures	L.R./ Media to be used	Date of Lecture Planned	Date of Completion	Remark (short fall if any)	Sign. of HOD
1	Definition of a project, Project Vs Operations	1	Google meet, PPT	02-04-2021	02-04-2021	Completed	
1	Necessity of project management, Triple constraints	2	Google meet, PPT	02-09-2021	02-09-2021	Completed	
1	Project life cycles Project phases, Role of project manager	3	Google meet, PPT	02-10-2021	02-10-2021	Completed	
1	Negotiations, various organization structures.	4	Google meet, PPT	02-11-2021	02-11-2021	Completed	
1	PM knowledge areas as per Project Management Institute (PMI)	5	Google meet, PPT	16/02/2021	16/2/2021	Completed	
2	How to get a project started, Selecting project strategically	6	Google meet, PPT	17/02/2021	17/2/2021	Completed	
2	Project selection models (Numeric /Scoring Models and Non-numeric models) :	7	Google meet, PPT	18/02/2021	18/02/2021	Completed	
2	Project portfolio process, Project sponsor and creating charter	8	Google meet, PPT	23/02/2021	23/02/2021	Completed	
2	Project proposal	9	Google meet, PPT	24/02/2021	24/02/2021	Completed	
2	Effective project team, Stages of team development & growth	10	Google meet, PPT	25/02/2021	25/02/2021	Completed	
2	team dynamics.	11	Google meet, PPT	03-02-2021	03-02-2021	Completed	
3	Work Breakdown structure (WBS) and linear responsibility char	12	Google meet, PPT	03-03-2021	03-03-2021	Completed	
3	Interface Co-ordination and concurrent engineering	13	Google meet, PPT	03-04-2021	03-04-2021	Completed	
3	Project cost estimation and budgeting	14	Google meet, PPT	03-09-2021	03-09-2021	Completed	
3	Top down and bottoms up budgeting	15	Google meet, PPT	03-10-2021	03-10-2021	Completed	
3	Networking and Scheduling techniques	16	Google meet, PPT		13/03/2021	Completed	
3	PERT, CPM	17	Google meet, PPT	18/3/2021	18/3/2021	Completed	
3	, GANTT chart	18	Google meet, PPT	23/03/2021	23/03/2021	Completed	
3	System	19	Google meet, PPT	24/03/2021	24/03/2021	Completed	
4	Crashing project time, Resource loading and leveling	20	Google meet, PPT	25/03/2021	25/03/2021	Completed	
4	Goldratt's critical chain, Project Stakeholders	21	Google meet, PPT	30/03/2021	30/3/2021	Completed	
4	Communication plan	22	Google meet, PPT	04-01-2021	31/3/2021	Completed	
4	Risk management planning, Risk identification and risk register	23	Google meet, PPT	04-06-2021	04-01-2021	Completed	
4	Qualitative and quantitative risk assessment, Probability and impact matrix	24	Google meet, PPT	04-07-2021	06-Apr	Completed	
4	Risk response strategies for positive and negative risks	25	Google meet, PPT	04-08-2021	07-Apr	Completed	
5	Planning monitoring and controlling cycle	26	Google meet, PPT	15/04/2021	08-Apr	Completed	

Unit	Content to be covered	No. of Lectures	L.R./ Media to be used	Date of Lecture Planned	Date of Completion	Remark (short fall if any)	Sign. of HOD	
5	Information needs and reporting, engaging with all stakeholders of the projects	27	Google meet, PPT	20/04/2021	15/4/2021	Completed		
5	Team management, communication and project meetings.	28	Google meet, PPT	22/04/2021	20/04/2021	Completed		
5	Earned Value Management techniques for measuring value of work completed	29	Google meet, PPT	27/04/2021	27/04/2021	Completed		
5	Using milestones for measurement; change requests and scope creep	30	Google meet, PPT	28/4/2021	28/4/2021	Completed		
5	Project audit	31	Google meet, PPT	28/4/2021	28/4/2021	Completed		
5	Project procurement management	32	Google meet, PPT	29/4/2021	29/4/2021	Completed		
5	Project Contracting contracting and outsourcing	33	Google meet, PPT	29/4/2021	29/4/2021	Completed		
6	Introduction to project leadership, ethics in projects. Multicultural and virtual projects	34	Google meet, PPT	05-04-2021	05-04-2021	Completed		
6	Customer acceptance; Reasons of project termination	35	Google meet, PPT	05-04-2021	05-04-2021	Completed		
6	Various types of project terminations	36	Google meet, PPT	05-05-2021	05-05-2021	Completed		
6	Process of project termination, completing a final report	37	Google meet, PPT	05-05-2021	05-05-2021	Completed		
6	Lessons learned analysis; acknowledging successes and failure	38	Google meet, PPT	05-06-2021	05-06-2021	Completed		
6	Project management templates and other resources; Managing without authority	39	Google meet, PPT	05-06-2021	05-06-2021	Completed		

THEORY ATTENDANCE SHEET

Name of Teacher : Prof. Minal Bhoir

Class : B.E

Roll No.	Name of Student	L. N.	Date																									
			1	2	3	4	5	6	7	8	9	10	11	12	13	14	15	16	17	18	19	20	21	22	23	24	25	
			04-Feb	09-Feb	10-Feb	11-Feb	16-Feb	17-Feb	18-Feb	23-Feb	24-Feb	25-Feb	02-Mar	03-Mar	04-Mar	09-Mar	10-Mar	13-Mar	18-Mar	23-Mar	24-Mar	25-Mar	30-Mar	31-Mar	01-Apr	06-Apr	07-Apr	
1	AMBHIRE KRUSHITA MAHESH SUJATA		1	0	1	1	1	1	1	1	1	1	1	1	1	0	0	0	0	1	0		1	1	1	1	1	
2	AMBHIRE NIYATI NITIN NAYANA		1	1	1	1	1	1	1	1	1	1	1	1	1	1	1	1	1	1	1	1	1	1	1	1	1	
3	ANSARI FAIZAN NAIM PARVEEN		1	1	1	1	1	1	1	1	1	1	1	1	1	1	1	1	1	1	1					1	1	
4	BAIG ABDULLAH AHMED ALI AFIYA		1	0	1	1	1	1	1	1	1	1	1	1	1	0	0	0	1	0			1	1	1	1		
5	BANGAR DADASAHEB RAJARAM KUNDAN		1	1	1	1	1	1	1	1	1	0	1	1	1	1	1	1	1	1	1	1	1	1	1	1	1	
6	BHARATI NIDHI SURESH SUPRIYA		0	1	1	1	1	1	1	1	1	1	1	1	1	1	1	1	0	1	1	1		1				
7	CHAUDHARI AMIT LAHANU BHARATI		1	1	1	1	1	1	1	1	1	1	1	1	1	1	1	1	1	1	1	1	1	1	1	1		
8	DESHMUKH RAJRAJESHWAR VIJAY VRUS		1	1	1	1	1	1	1	1	1	1	1	1	1	1	1	1	1	1			1	1	1	1	1	
9	DUBEY NILESH KUMAR CHANDRAMOHAN		1	1	1	1	1	1	1	1	1	1	1	1	1	1	1	1	1	1	1	1		1		1	1	
10	GAWDA AVINASH SHANKAR SHOBHA		1	1	1	1	1	1	1	1	1	1	1	0	1	1	1	1	1	1	1	1	1	1	1	1		
11	GHARAT YOGESH SANJAY SUJATA		1	1	1	1	1	1	1	1	0	0	1	0	0	1	1	1	1	1			1	1	1	1	1	
12	GURAV TEJAS RAVINDRA NAMRATA		1	1	1	1	1	1	1	1	1	1	1	1	1	1	1	0	1	1	1	1		1		1	1	
13	HAMBIRE JIJESH BHUSHAN PRITI		1	1	1	1	1	1	1	1	1	1	1	1	1	1	1	1	1	1	1	1		1		1	1	
14	INDHAN AJIT VISHNU VANDANA		1	1	1	1	1	1	1	1	1	1	1	0	0	1	1	1	1	1	1	1		1		1	1	
15	JADHAV SUDHIR RAMESH KUSUM		0	0	1	1	1	1	1	1	1	1	1	1	1	1	1	1	1	1	1	1		1		1	1	
16	KASRUNG RITESH NARENDRA NAMRATA		0	1	1	1	1	1	1	1	1	1	1	1	1	1	1	1	0	1	1		1		1		1	
17	KHAN MOHAMMAD SAMEER MOHAMMAI		1	1	1	1	1	1	1	1	1	0	0	0	0	1	0	1	1	1	1	1		1		1	1	
18	KHAN MOHAMMED ISHAQUE ABDUL RAS		1	1	0	1	1	1	1	1	1	0	0	1	0	1	1	1	1	1							1	
19	KHAN MOHD ALTAMASH MOHD AKHTAR		1	1	1	1	1	1	1	1	1	0	0	0	0	1	0	1	1				1	1	1	1	1	
20	KINI SAMIR DATTA VAISHALI		1	0	1	1	1	1	1	1	1	1	1	1	1	1	1	0	1	0	1						1	
21	LALGE SANKALP SADANAND ARCHANA		0	0	1	1	1	1	1	1	1	1	1	1	1	1	1	0	1	1	1	1	1	1	1	1	1	
22	MADHAV VIRAJ VIJAY REKHA		1	0	1	1	1	1	1	1	1	1	1	1	0	0	0	0	1	0			1		1		1	
23	MAHADIK MAHESH RAMESH RESHMA		1	1	1	1	1	1	1	1	1	1	1	1	1	1	1	1	1	1	1	1		1		1	1	
24	MANDAL KISHAN GANGASAGAR MANORA		1	1	1	1	1	1	1	1	1	1	1	1	1	1	1	1	1	1	1		1		1		1	
25	MANE YASH MANISH SHWETA		1	0	1	1	1	1	1	1	1	1	1	1	1	0	0	0	1	0	1						1	1
26	MAURYA RAVINDRA KUMAR DINESH KUN		1	1	1	1	1	1	1	1	1	0	1	1	1	1	1	1	1	1	1	1	1	1	1	1	1	1
27	MAURYA SHRAVAN KUMAR RAMKRUPAL		0	1	1	1	1	1	1	1	1	1	1	1	1	1	1	1	0	1			1		1		1	
28	MEMON ABDULLA IQBAL FATIMA		1	1	1	1	1	1	1	1	1	1	1	1	1	1	1	1	1	1	1	1	1	1	1	1	1	1
29	MORE AKSHAY AMOL PRAMILA		1	1	1	1	1	1	1	1	1	1	1	1	1	1	1	1	1	1	1	1	1	1	1	1	1	
30	MULTANI SAQUIB RIZWAN RESHMA		1	1	1	1	1	1	1	1	1	1	1	1	1	1	1	1	1	1	1	1		1		1	1	
31	NARWEKAR JAYESH DWARKANATH DEEP		1	1	1	1	1	1	1	1	1	1	1	0	1	1	1	1	1	1	1		1	1	1	1	1	
32	NERLEKAR OMKAR PRABHAKAR VANDAN		1	1	1	1	1	1	1	1	0	0	1	0	0	1	1	1	1	1	1	1		1		1	1	1
33	PAPPACHEN VIJO JOY VALSAMMA		1	1	1	1	1	1	1	1	1	1	1	1	1	1	1	0	1	1			1	1	1	1	1	
34	PARMAR MITALI BABULAL RANJANBEN		1	1	1	1	1	1	1	1	1	1	1	1	1	1	1	1	1	1	1	1	1	1	1	1	1	
35	PATEL KELVIN JAMNADAS SADHANA		1	1	1	1	1	1	1	1	1	1	1	0	0	1	1	1	1	1			1		1			
36	PATEL SAIFULLAH RUSTAM FARZANA		0	0	1	1	1	1	1	1	1	1	1	1	1	1	1	1	1	1			1		1	1	1	
37	PATEL VIREN MANOJ MINAXI		0	1	1	1	1	1	1	1	1	1	1	1	1	1	1	1	0	1	1	1	1	1	1	1	1	
38	PATIL JAIEE KIRAN ANUJA		1	1	1	1	1	1	1	1	1	1	0	0	0	0	1	0	1	1	1	1		1			1	

THEORY ATTENDANCE SHEET

Semester : VIII

L. R.	26	27	28	29	30	31	32	33	34	35	36	37	38	39	52	Attd.		
Roll No.	8-Apr	15-Apr	20-Apr	27-Apr	28-Apr	28/4/2021	29/4/2021	29/4/2021	5-Apr	5-Apr	5/5/201	5-May	6-May	6-May	Total	MT (19)	ET (20)	%
1	1		1		1	1	1	1	1	1	1	1	1	1	12	16	12	76
2	1		1	1	1	1	1	1	1	1	1	1	1	1	13	18	19	100
3	1	0	1	1	1	1	1	1	1	1			1		10	17	19	97
4	1	1	1	1	1	1	1	1	1	1	1	1	1	1	14	16	13	78
5	1	1	1	1	1	1	1	1	1	1	1	1	1	1	14	18	18	97
6	1	0	1	1	1	1	1	1	1	1	1				10	14	16	81
7	1	1	1	1	1	1	1	1	1	0	1				10	12	18	81
8	0	1	1	1	1	1	1	1	1	1	1	1	1	1	13	18	19	100
9	1	1	1	1	1	1	1	1	1	1		1	1	1	13	18	19	100
10	1	1	1	1	1	1	1	1	1	1	1	1	1	1	14	17	18	95
11	1	1	1	1	1	1	1	1	1	1	1	1	1	1	14	14	14	76
12	1	1	1	1	1	1	1	1	1	1	1				11	14	18	86
13	1	1	1	1	1	1	1	1	0	0		1	1	1	11	18	19	100
14	1	1	1	1	1	1	1	1	1	1		1	1	1	13	15	17	86
15	1	1	1	1	1	1	1	1	1	1		1	1	1	13	10	16	70
16	1	1	1	1	1	1	1	1	1	1		1	1	1	13	16	17	89
17	0	0	1	1	1	1	1	1	1	1	1				9	12	14	70
18	0	1	1	1	1	1	1	1	1	1					9	13	14	73
19	1	1	1	1	1	1	1	1	1	1	1	1	1	1	14	13	13	70
20	1	1	0	1	1	1	1	1	1	1					9	12	16	76
21	1	1		1	1	1	1	1	1	1	1	1	1	1	13	15	15	81
22	1	1	1	1	1	1	1	1	0	0	1				9	14	13	73
23	1	1	1	1	1	1	1	1	1	1		1	1	1	13	12	15	73
24	1	1	1	1	1	1	1	1	1	1		1	1	1	13	13	14	73
25	1	1	1	1	1	1	1	1	1	1					10	16	18	92
26	1	1	1	1	1	1	1	1	0	0	1	1	1	1	12	17	18	95
27	1	1	1	1	1	1	1	1	1	1		1	1	1	13	14	15	78
28	1	1	1	1	1	1	1	1	1	1	1	1	1	1	14	14	14	76
29	1	1	1	1	1	1	1	1	1	1	1				11	16	19	95
30	0	0	1	1	1	1	1	1	1	1		1	1	1	11	18	19	100
31	1	1	1	1	1	1	1	1	0	0	1	1	1	1	12	17	13	81
32	1	1	1	1	1	1	1	1	1	1		1	1	1	13	16	18	92
33	1	1	1	1	1	1	1	1	1	1	1	1	1	1	14	18	16	92
34	1	1	1	1	1	1	1	1	1	1	1	1	1	1	14	14	18	86
35	0	0	1	1	1	1	1	1	1	1	1				9	12	19	84
36	0	1	1	1	1	1	1	1	1	1		1	1	1	12	18	19	100
37	1	1	1	1	1	1	1	1	1	1	1	1	1	1	14	18	18	97
38	1	1	0	1	1	1	1	1	1	1	1				10	17	14	84

Laboratory/Assignment/Quiz/Sheet/Job/Project Activity Plan

Course Name & Code : ILO8021


Class : BE

Semester : VIII

Exp. No.	Name of Experiment / Tutorial / Assignment / Quiz / Sheet / Job / Project Activity	Date of Performance Planned	Date of Completion	Remark
1	Assignment 1 (Chapter1)	18-Feb-21	25-Feb-21	Completed
2	Assignment 2 (Chapter 2)	04-Mar-21	24-Mar-21	Completed
3	Assignment 3 (Chapter 3 & 4)	30-Mar-21	15-Apr-21	Completed
4	Assignment 4 (Chapter 5)	20-Apr	04-May-21	Completed
5	Quiz 1	13/4/2021	13/04/2021	65 Students attent quiz
6	Quiz 2 (Module 6)	29/4/2021	29/4/2021	61 Students attent quiz


Signature

Name of Faculty



Sign. of HOD





TEST MARKS

Roll No.	term test 1	term test 2	AVG. Test Marks	University TH. Exam Marks
	Total	Total		
	Marks	Marks		
1	12	12	12	69
2	15	13	14	68
3	14	14	14	70
4	15	11	13	66
5	14	13	14	68
6	14	13	14	70
7	14	13	14	68
8	15	11	13	65
9	13	14	14	60
10	15	13	14	70
11	14	12	13	64
12	17	13	15	73
13	15	13	14	62
14	14	13	14	69
15	15	13	14	64
16	16	13	14	67
17	12	12	12	69
18	15	11	13	68
19	14	11	13	68
20	17	13	15	69
21	16	14	15	69
22	15	10	13	65
23	16	13	15	69
24	15	12	14	64
25	13	11	12	68
26	15	12	14	68
27	15	11	13	62
28	13	12	13	68
29	14	13	14	69
30	14	9	12	65
31	16	13	13	66
32	16	14	15	66
33	15	12	14	67
34	15	14	15	70
35	15	14	15	67
36	13	12	13	67
37	14	13	14	69
38	16	13	15	65
39	-			
40	14	14	14	68
41	15	14	15	70
42	14	12	13	62

TEST MARKS				
Roll No.	Term test I	Term test II	AVG. Test Marks	University TH. Exam Marks
	Total	Total		
	Marks	Marks		
43	15	15	15	62
44	14	11	13	70
45	15	13	14	66
46	14	14	14	62
47	14	14	14	70
48	15	13	14	68
49	15	11	13	69
50	16	12	14	70
51	14	14	14	69
52	11	11	11	66
53	16	12	14	71
54	15	12	14	70
55	13	10	12	68
56	15	11	13	63
57	12	12	12	67
58	15	13	14	64
59	14	12	13	71
60	13	14	14	73
61	14	14	14	70
62	-			
63	15	12	14	67
64	13	13	13	66
65	15	11	13	70
66	-			
67	15	12	14	70
68	12	12	12	67
69	14	14	14	68
70	12	14	13	68
	2.00	3.00		3.00


Sign. of Teacher


Sign. of HOD


Sign. Of Principal




Assignment / Quiz Assessment Record


Roll No.	Assignment				Quiz		Course Exit Survey				
	1	2	3	4	1	2	Q.1.	Q.2.	Q.3.	Q.4.	Q.5.
	20	20	20	20	20	20	3	3	3	3	3
2	8	8	8	7	14	20	2	3	2	2	2
2	6	6	8	0	8	20	2	2	3	2	3
3	8	7	8	5	14	20	2	2	3	2	2
4	8	8	8	4	10	8	2	2	2	2	2
5	8	8	8	8	14		3	3	2	2	3
6	8	8	8	7	20	20	2	3	2	2	2
7	8	8	8	7	14		3	2	2	2	3
8	8	8	8	7	14	20	2	3	2	2	2
9	8	8	8	6	14	20	3	3	2	3	2
20	7	7	8	6	16	20	3	3	3	3	3
22	8	8	8	7	14	20	3	2	3	2	3
22	7	8	8	7	14	20	3	2	3	3	3
23	8	8	7	6	20	20	2	2	2	2	2
24	8	7	8	8	20	18	2	2	2	2	2
25	8	8	8	8	12	18	2	3	3	3	3
26	8	8	7	4	6	18	3	3	2	3	3
27	7	8	8	8	10	20	3	3	3	2	2
28	8	8	7	7	20		3	3	2	2	2
29	8	8	8		14	20	2	3	2	2	2
20	8	8	7	7	14		3	2	2	2	3
22	9	7	7	7	8	20	2	3	2	2	2
22	7	8	8	0	14	20	3	3	3	3	3
23	7	8	7	8	10	20	3	2	3	2	3
24	8	8	8	6	14	20	3	2	3	3	3
25	8	8	7	8	20	20	2	2	2	2	2
26	7	8	8	8	14	20	2	2	2	2	2
27	6	8	8	8	14	20	2	3	3	3	3
28	8	8	8	8	14		3	3	2	3	3
29	8	7	7	4	16	18	3	3	3	2	2
30	8	7	7	7	14	20	3	3	2	2	2
32	8	7	9	7	14	20	2	3	2	2	2
32	7	8	8	7	20	20	3	2	2	2	3
33	8	8	8	7	20	20	2	3	2	2	2
34	7	8	7	4	12	20	3	3	3	3	3
35	7	8	9	8	6	20	3	2	3	2	3
36	8	8	8	7	10	20	3	2	3	3	3
37	8	8	8	8	20	20	2	2	2	2	2
38	7	7	7	7	14	20	2	2	2	2	2
39											
40	6	6	7	7	4	20	3	3	2	3	3
42	8	7	8	7	26	20	3	3	3	2	2
42	6	6	7	7	4	20	3	3	2	2	2
	3.00	3.00	2.00	3.00	2.00	2.00	3.00	2.00	2.00	2.00	3.00



Assignment / Quiz Assessment Record

Roll No.	Assignment				Quiz		Course Exit Survey				
	1	2	3	4	1	2	Q.1.	Q.2.	Q.3.	Q.4.	Q.5.
	10	10	10	10	20	20	3	3	3	3	3
43	8	8	8	7	14	20	3	2	2	2	3
44	6	6	8	9	8	20	3	3	3	3	3
45	8	7	8	9	14	20	3	3	3	3	3
46	8	8	8	9	10	18	3	3	3	3	3
47	8	8	8	9	14	20	3	3	3	3	3
48	8	8	8	9	20	20	2	2	2	2	2
49	8	8	8	9	14	18	3	2	3	2	3
50	8	8	8	9	14	20	3	2	3	3	3
51	8	8	8	9	14	20	3	3	2	3	3
52											
53	10	10	10	10	14	20	3	3	3	3	3
54	10	9	10	10	14	20	3	3	3	3	3
55	10	10	10	10	20	20	3	2	3	3	3
56	10	10	10	10	20	20	3	3	3	3	3
57	10	8	8	10	12	20	3	3	3	3	3
58	8	8	7	4	6	20	3	3	3	3	3
59	7	8	8	8	10	10	3	3	3	3	3
60	10	10	10	10	20	20	3	3	3	3	3
61	10	9	10	10	14	20	2	3	2	2	3
62	10	10	10	10			3	3	3	3	3
63	10	10	10	10	18		3	3	3	3	3
64	10	8	8	10		20	3	2	2	3	3
65	10	8	7	8	16	18	3	3	3	3	3
66											
67	10	10	10	10	12	18	3	3	3	3	3
68	10	9	10	10	14	20	3	2	3	3	3
69	10	10	10	10	14	20	3	3	3	3	3
70	10	10	10	10	14	20	3	3	3	3	3
	3.00	3.00	2.00	3.00	2.00	2.00	3.00	3.00	2.00	2.00	3.00


Sign. of Teacher


Sign. of HOD

Assessment Tools :

Course Outcomes	Assessment Tool Direct	Maximum Marks	Assessment Tool Indirect
CO1	Quiz 1	10	Course Exit Survey
	Assingment 1	10	
	Test-1	10	
CO2	Quiz 1	10	
	Assingment 2	10	
	Test-1	10	
CO3	Assingment 3	10	
	Test-2	10	
CO4	Assingment 3	10	
	Test-2	10	
	Quiz 2	5	
CO5	Quiz 2	15	
	Assingment 4	10	
	test 2	10	
All TH. Course Outcomes	University TH. Examination	80	--

Attainment Levels Versus Target :

CO Attainment Method	Attainment Level		
	1	2	3
University Examination			3
Internal Assessment			3
Course Exit Survey			3

Attainment of Course Outcomes :

Course Outcomes	Direct Method														Indirect Method	CO Attainment on scale of 3 (0.8Y1 + 0.2Y2)		
	Internal Assessment										University						Y1 = (0.4X1 + 0.6X2)	Course Exit Survey (Y2)
	Test		Assignment				Quiz		Lab Work	Avg. (X1)	TH. Exam	OR/PR	Avg. (X2)					
	T1	T2	A1	A2	A3	A4	Q1	Q2										
CO1	2		3				2					2.33	3		3	2.7333	3.00	2.79
CO2	2			3			2					2.33	3		3	2.7333	2.00	2.59
CO3		2			2							2.00	3		3	2.6	2.00	2.48
CO4		2			2				3			2.33	3		3	2.7333	2.00	2.59
CO5		2				3			3			2.67	3		3	2.8667	3.00	2.89

Attainment of POs and PSOs through COs:

	PO1	PO2	PO3	PO4	PO6	PO7	PO8	PO9	PO10	PO11	PO12	PSO1	PSO2	PSO3
CO1										2.79				
CO2								2.59						
CO3									2.48					
CO4		2.59												
CO5								2.89						



[Signature]
Sign. of Teacher

[Signature]
Sign. of HOD

[Signature]
Sign. Of Principal

PO/PSO	Target	Attainment	% Attainment	Observation	Action
PO11	3	2.79	92.89	Some what attainment targets of most POs had achieved.	Similar kind of strategy with higher target will be applied in coming sem.
PO9	3	2.59	86.22		
PO10	3	2.48	82.67		
PO2	3	2.59	86.22		
PO9	3	2.89	96.44		
Overall Attainment(Avg.)			88.89		



RESULT ANALYSIS

Name of Course	Course Code		Maximum Marks	No. of Students Appeared	No. of Students Passed	% of Passing	Highest Mark Obtained	% of Students Secured 60% Marks
PM	ILO8021	University Theory Exam	71	67	67	100%	71	100%
		Term Test	17	67	67	100%	17	88.05%